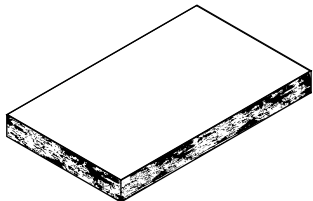


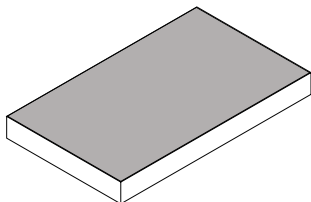
Collection Characteristics

The Core of the Product



- Logiflex uses thermally fused laminate and high pressure laminate to build its case good products;
- Both high pressure laminate and thermally fused laminate products are constructed from a ANSI A208 Approved standards. Logiflex chooses to use Uniboard M-2 materials that have a density range of 630-710 kg/m³; a thickness tolerance of +/- 0.200mm to +/- 0.100mm for precision, screw holding face at a rate of 202 lbs, a core value of 180 lbs and an emissions record of less that 0.09 ppm;
- The products in Monochrom laminate is 0.9 mm or 3/64" thick.

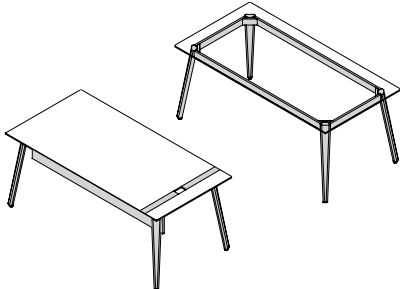
Tops, Legs, Fronts and Backs



- All Volt tops are 1" thick thermally fused laminate or 1-1/16" high pressure laminate with 45-lb/cu ft density industrial grade composite wood core;
- Legs are 1" thick thermally fused laminate with 45-lb/cu ft density industrial grade composite wood core;
- Fronts and backs are 5/8" thick thermally fused laminate with 45-lb/cu ft density high density particle board.

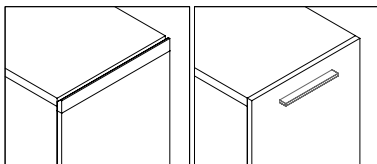
Logiflex offers a wide selection of laminate colors available. Consult the complete [Color and Finishes Guide](#)

Wood Pieces



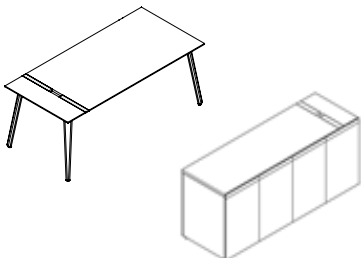
- Cherry wood is the used for all wood components;
- A selection of 12 varnish and stain colors are offered for all the pieces of wood. Please refer to the [Color and Finishes Guide](#);
- When a wood color is chosen, all the wood elements will be the same color, the legs, the modesty, the apron and the wood inserts with grommets.

Handles



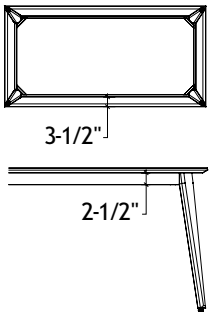
- As a standard, all fronts and doors in the Volt collection have integrated wood handles with knife edge;
- For independent pedestals and cabinets, the wooden handle is positioned horizontally on the top of the front or door. For single door wardrobes and cabinets, the wooden handle is vertical on the opening side;
- It is possible to change the wooden handles for Logiflex's H071 and H072 handles.

Grommets



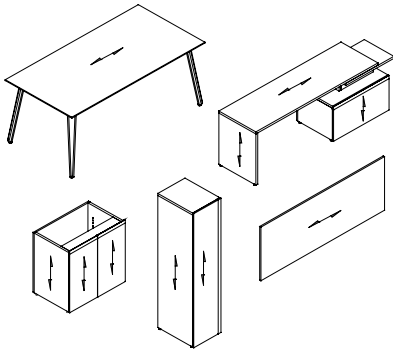
- The wooden surface grommets are wood panels inserted into the melamine surface on desks, layering desks and pedestal tops. If you wish, they can be positioned on the left or the right. The wooden grommets are varnished or stained to match the apron and legs;
- Tables, layering desks and modular storage areas may have an optional wood grommet. These are wooden panels inserted into the laminate surface, leaving an open space in the center to pass wires. For tables and layering desks, the open space is 2" x 6", and for modular storage areas the opening is 2" x 2".

Wood Apron



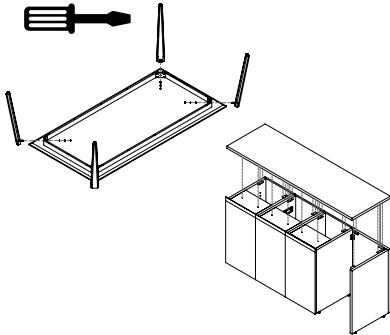
- The wooden apron is 3 1/2" from the edge, and measures 2-1/2" high.

Wood Grain



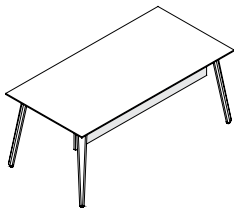
- Wood grain runs lengthwise on surfaces and vertically on drawers, doors and legs. (See adjacent images for wood grain direction placements).

Assembly



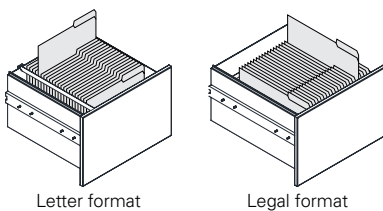
- All tables and layering desks are delivered disassembled;
- The secondary desks are delivered disassembled;
- Modular storage units, legs and backs will require some on-site assembly;
- The vertical storage and wall hutch are delivered disassembled;
- Installation instructions are available.

Modesty Panels



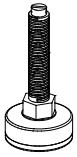
- The modesties are composed of lightweight honeycomb board panels comprised of 2 recycled wood fiber panels;
- They are available in 2 choices of materials:
 - in cherry wood with the same selection of colors as the wood pieces, available in Logiflex's 12 wood colors;
 - in felt, with 3 colors available (Blue, Light Gray and Dark Gray).

File Drawers



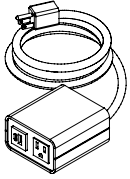
- File drawers can receive either legal or letter formats;
- Full-extension drawer slides provide full and unrestricted access to the entire filing system, maximizing drawer utilization while enabling better organization.

Levelers



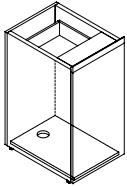
- With the exception of bridges, surfaces, wall panels and wall hatches, all furniture pieces are supported by 1" diameter white levelers for height adjustment up to 1";
- The standard final height of the work surfaces is 29".

Electrical Accessories

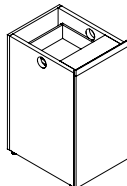


- Connectivity units:
 - Electrical outlet with 120" power cable;
 - USB port with 72" USB M/F cable;
 - Empty port.
- These 3 items are available in 5 colors: Black, Dusk, Navy and Storm. They are sold separately and fit into the cutouts that come as an option in the apron of tables and layering desks;
- Connection unit WLW: Surface unit with 1 electrical outlet and 1 USB A + C (charger). It is available in 2 finishes: Ash wood and Walnut wood. The 72" long power cable is covered with an elegant cotton weave.

Electrical Wire Management in Storage Units



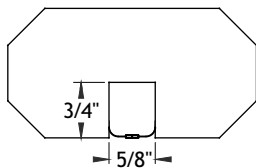
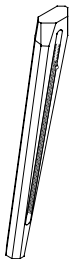
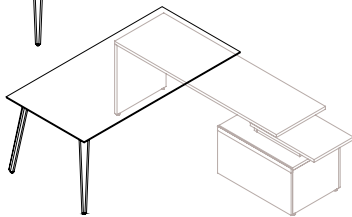
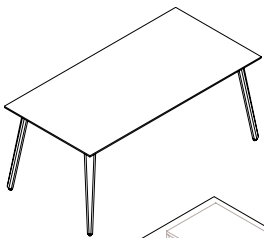
EM
2-1/2" round grommet in the base of the unit.



MGR
2-1/2" round grommet on the left and/or right.

- The box construction can be adapted to include wire management options:
 - A 2-1/2" round grommet can be added in the bottom of the pedestal or cabinet;
 - A 2-1/2" round grommet can be added to the right leg, left leg or both legs.

Tables and Layering Desks



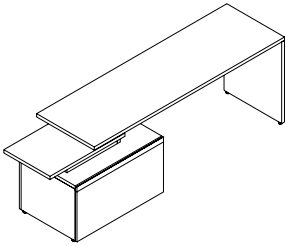
Manufacturing Standard:

- The tables are composed of a laminate or high pressure laminate work surface, an apron and 4 wooden legs for tables, and 2 legs for layering tables;
- The tables and layering table surfaces include a knife edge;
- The belt is set back 3-1/2" and measures 2-1/2" high;
- Layering tables have white rubber bumpers under the apron to lean on a secondary desk or storage surface unit;
- Plastic channels are installed under the surface for the management of electrical wiring;
- Table dimensions:
 - Rectangular tables : 54", 60", 66", 72", 78", 84" long and 36", 42", 48" deep;
 - Layering tables : 66", 72", 78", 84" long and 36", 42", 48" deep;
 - Square tables : 36", 42", 48" long and deep;
 - The standard height is 29".

Options:

- Leg with wire management: The wire management leg includes a groove for inserting electrical wires discreetly concealed by a zipper;
- Wooden surface grommets: 3 positions are possible: GRL, GRR, GLR;
- Cutouts for plugs: Machine drilled in the wood apron for the addition of connectivity units.

Secondary Desks



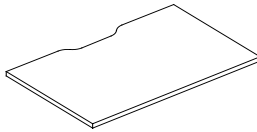
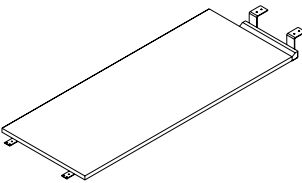
Manufacturing Standard:

- The secondary desks consist of a work surface, a leg, a modesty, a shelf, and a pedestal top;
- The secondary desk cannot be ordered alone. It must be attached to a self supporting, independant pedestal such as the IND or KIND;
- Secondary desk dimensions:
 - 54" to 72" wide and 20" to 24" deep;
 - The standard height is 25";
 - The pedestal surface is 30" wide and the same depth as the desk;
 - The shelf has a standard 12" clearance that is not included in the length of the cabinet.

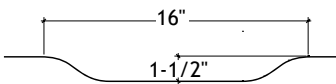
Options:

- A WAV cut out can be added to allow wire management in bringing grouped power cables aesthetically to the surface;
- Cutouts for plugs: Machine drilled in the wood apron for the addition of connectivity units.

Bridges



WAVC



Dimensions

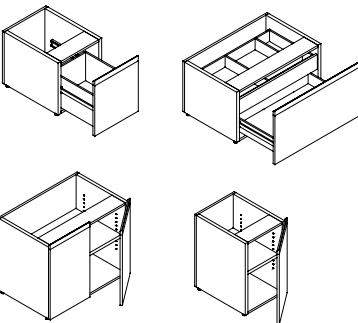
Manufacturing Standard:

- Bridges are work surfaces and are delivered disassembled un assembled;
- The bridge is used to join work surfaces of 2 different heights, either a 29"H layering table, a secondary desk or a 25"H modular storage unit;
- Bridges can be attached to a freestanding unit by means of the supplied mounting brackets;
- Bridge dimensions:
 - From 42" to 72" long and 20" to 24" deep.

Option:

- A WAV cut out can be added to allow wire management in bringing grouped power cables aesthetically to the surface.

Independant Pedestals and Cabinets



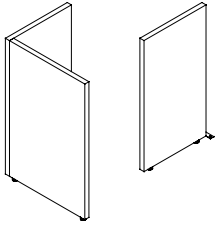
Manufacturing Standard:

- The independent pedestals are storage cabinets without tops;
- They are available with drawers, cabinets or trash cans;
- The pedestals and cabinets are 20" and 24" deep;
- The pedestals and cabinets are 15", 18", 30" and 36" long;
- Three heights are available: 16", 24" and 28" high;
- Pedestals with drawers have different drawer configurations depending on the box height chosen;
- Each pedestal and cabinet has a full height front. If there are drawers, they are concealed by the large front;
- Cabinets include an adjustable shelf;
- Doors have soft-close hinges;
- The wooden handle (or the laminate front in cases where a metal handle is selected) covers the edge of the added top;
- File drawers and lateral filing cabinets can accomodate both letter and legal file folders;
- File drawers and lateral filing cabinets include suspension bars.

Options:

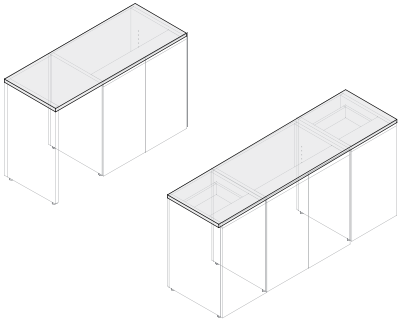
- A lock can be added. It will be positioned in the center of the front panel, 2-7/8" from the top.

Legs and Back



- Legs and backs are designed to allow open spaces in independent cabinet and cabinet configurations;
- They are made of laminate 1" thick;
- They are attached to the tops, pedestals and cabinets using plates and brackets.

Tops

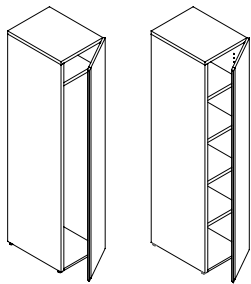


- Tops are made of 1" thick laminate or high pressure laminate, the interior of which is engineered with 45-lb / ft³ industrial grade engineered wood;
- Tops allow the flexibility to configure independent pedestals, cabinets, legs and backs;
- Depths are made to match the 20" and 24" pedestals and cabinets;
- The length will be determined by the independent pedestals and cabinets that are chosen.

Options:

- Wooden surface grommets: 3 positions are possible: GRL, GRR, GLR. Note that it is not possible to have the option for surfaces smaller than 30"

Vertical Storage

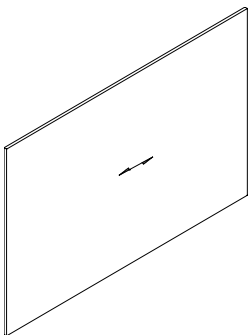


- Wardrobes are vertical cabinets with a door, a fixed shelf and a clothes rail;
- Cabinets are vertical cabinets with door and adjustable shelves;
- Dimensions of wardrobes and cabinets:
 - 20" and 24" deep;
 - 15" and 18" wide;
 - 51", 54", 60", 64" and 66" high;
- 5/8" thick laminate doors;
- Doors have soft-close hinges;
- Latch door with push spring;
- Rear ventilation grille for wardrobe cabinets.

Options:

- Lock.

Wall Panels

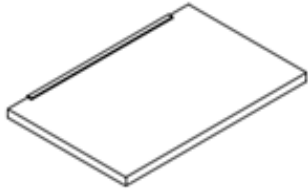


- The wall panels are made of 5/8" thick laminate;
- There is a set of 4 wall connectors included for wall mounting which gives 3/8" clearance between the panel and the wall;
- Wall anchors are included;
- Dimensions:
 - 24" to 72" wide;
 - From 24" to 42" tall;
 - Maximum load capacity of 100 lbs.

Options:

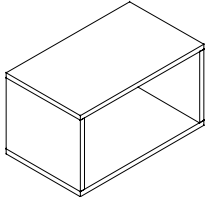
- 4 plastic positioning templates for connectors.

Wall Shelves



- Shelf is 3/4" thick board made of honeycombed cardboard between 2 recycled wood fiber panels covered with cherry veneer;
- A selection of 12 varnish and stain colors are offered for all the pieces of wood. Please refer to the [Logiflex Color and Finish Guide](#);
- 14" Satin Aluminum Shelf Support;
- It can be installed on wall panels and on the side frames of independent pedestals and cabinets, as well vertical storage;
- Maximum load capacity of 25 lbs;
- Only one dimension available: 11-3/4" deep and 18" long.

Wall Hutches



- 5/8" laminate construction;
- Wall mounting with aluminum Z-bar;
- Dimensions:
 - 10" to 42" long;
 - 10" and 15" deep;
 - 10" and 15" high.

Manufacturer Characteristics

Warranty

Logiflex guarantees to the original purchaser that Logiflex products are free from defects in design, materials and workmanship for the product's lifetime, with certain exceptions.

You may consult the full warranty on the website: [Logiflex Warranty](#)

As our product line is constantly evolving and expanding, we recommend that you visit [logiflex.ca](#) for updates.

logiflex

1235 St-Roch N., Sherbrooke QC J1N 0H2 Canada
T : 1.877.864.9323 | F : 1.800.474.7830 | [logiflex.ca](#)