

CONFERENCE / COLLABORATION

Price List
CANADA 2023



logiflex

Table of Contents

Introduction	3	Conference Tables	23	Collaborative Furniture	111
Update Summary	4	Howard Bases	41	Collaborative and Multimedia Tables	112
Product Map	5	Wellington Bases	45	Link Collaboration Tables	116
Our social responsibility	8				
Conditions of Sale	8	All Purpose and Occasional Tables	48	Accessories	119
Manufacturing Standards	9	All Purpose Tables	49	Handles	120
How to Use the Price List	10	Flint	63	Legs	121
Appendix A: Colors and Finishes	11	Hatley	64	Miscellaneous Accessories	124
Appendix B: Conference Table Bases	13	Table 19	68	Electrical Accessories	125
Appendix C: Conference Table Surfaces	15	Magog	70		
Appendix D: Woodgrain Direction	17	Manhattan	73		
Appendix E: Surfaces and Edges	17	Orford	74		
Appendix F: Pricing for Additional Adjustable Shelves	18	Slim	77		
Appendix G: Pricing for Tops	19	Stanstead	79		
Appendix H: Seating Capacity	20	Lennox	82		
Appendix I: Electrical Wire Management Solutions	21				
		Training Tables	85		
		Academic Tables on Levelers	86		
		Academic Tables on Casters	88		
		Complimentary Furniture	90		
		Wall Units	91		
		Credenzas	96		
		Cabinets	103		
		Mobile Service Carts	105		
		Conference Boards	108		
		Lecterns	109		

Update Summary


The Tables price list presents these principal modifications:

DATE	SECTION	MODIFICATIONS
July 4, 2023	Electrical accessories	<ul style="list-style-type: none">Chicago Code : Certain electrical components are now marked prohibited or restricted for orders in Chicago. (USA pricelist only).

Previous updates:

DATE	SECTION	MODIFICATIONS
May 22, 2023	Link Tables	<ul style="list-style-type: none">Addition of 1" and some removal of 1-5/8" laminate for Link tables TAC29, TAC36 and TAC42.
February 1, 2023	All the Price List	<ul style="list-style-type: none">All prices have been increased by approximately 5%.New certification Indoor Advantage Gold (replace Greenguard).
July 1, 2022	All the Price List	<ul style="list-style-type: none">All prices have been increased by approximately 5%.
	Accessories	<ul style="list-style-type: none">Change of the Stiffener (RSTF) for stiffener (RSTF).Addition of the BR1, BR2, DSG and SQU.
	Appendix A	<ul style="list-style-type: none">Color availability chart update for the HPL.

Introduction



Product Map

Conference Tables


Arrow Bases p. 24




Cubic Bases p. 29



H Bases p. 33



Rectangular Bases p. 37



Y Bases p. 42



Howard Bases p. 41



Wellington Bases p. 45



Introduction



Product Map

All Purpose and Occasional Tables

All Purpose

p. 49

Flint p. 63

Hatley p. 64

Tables 19 p. 68

Magog p. 70

Manhattan p. 73

Orford p. 74

Slim p. 77

Stanstead p. 79

Lennox p. 82

Training Tables

Training Tables

p. 86

Introduction

Product Map

Complimentary Furniture

Wall Units p. 91



Credenzas p. 96



Cabinets p. 103



Mobile Service Carts p. 105



Conference Boards p. 108




Lecterns p. 109




Collaborative Furniture

Collaborative and Multimedia Tables p. 112



Link Collaboration Tables p. 116





Our social responsibility

At Logiflex, we have chosen to be a responsible North American manufacturer by implementing initiatives for sustainable development. As much as possible, we source local materials and partner with suppliers who prioritize clean manufacturing processes. We also consolidate goods during transport to reduce our fuel consumption and we continually make changes that help reduce our waste production.

The company is ISO 9001 certified.

You can consult our eco-responsible approach as well as all our certifications in the [Certifications](#) section of our website. Find out how our products can help you obtain LEED credits and the Logiflex products that are Indoor Advantage Gold certified.

Conditions of Sale

Prices

The amounts listed in this document are suggested retail prices and may be changed without notice. Applicable taxes are not included. If you have an open and active account with Logiflex, merchandise will be invoiced at the prices prevailing at the time of shipment. A deposit may be requested if the opening of your account has not been completed or if your account has become inactive.

Terms of Payment

Net 30 days F.O.B. Sherbrooke, Quebec. The invoice will be assigned the shipping date and is payable 30 days from that date. Logiflex remains the owner of the merchandise until the invoice is paid in full.

Customized Products (Special Items)

Price requests for customized products or special items can be submitted via the ["Private Space"](#) section of our website, at www.logiflex.ca. Our quotations department will study your request and send you a quotation and a technical drawing for approval as soon as possible. Modifications to quotations or technical drawings can be requested the same way. The approved quotation(s) and technical drawing(s) can then be attached to your purchase order.

Orders

An official purchase order must be issued for all purchases. Your purchase order must contain the following information:

- Your company letterhead
- Your reference number
- The delivery address (with contact name, email and phone number)
- The complete product codes
- Furniture colour(s)
- Quantities
- Descriptions
- Retail prices and net prices
- Project registration number (if applicable), and your approved quotation and technical drawing (for special items).

Please note that a quotation cannot serve as a purchase order.

Returns

All returns must first be approved by Logiflex. If the return is accepted, a Logiflex customer service representative will send you an official return authorization form in order to facilitate procedures between you, the carrier, and the Logiflex merchandise reception clerk. Additional costs for shipping or other expenses may be applied following any merchandise returns.

Modifications and/or Cancellations

You have 48 hours from the time we acknowledge receipt of your order to make any requests for corrections or modifications. You may cancel your order during this same 48-hour period. If you would like to modify or cancel your order after this 48-hour verification period, please check with a Logiflex customer service representative. Orders cannot be changed or cancelled if production has already begun or if Logiflex has already received the raw materials.

Liability

Logiflex's liability ends once the carrier has delivered all items in good condition. A delivery receipt signed by the customer acknowledges that the shipment is complete and has been received in good condition.

Claims

Logiflex recommends inspecting the shipment before signing the carrier's delivery receipt. You must notify Logiflex of any incomplete shipments or damaged furniture within 30 days after delivery. Requests to replace damaged products can be made via the ["Private Space"](#) section of our website, at www.logiflex.ca. Our after-sales service department will examine your request and help you correct the situation.

Changes

Logiflex reserves the right to make changes to the materials, accessories, components, specifications and designs, and to discontinue collections and/or models, at any time and without prior notice.

Storage and/or Shipping Fees

According to the terms Logiflex set forth in the transport policy. The transport policy can be consulted online in the [Private Space](#).

Items Delivered Disassembled

Some items are delivered disassembled, such as empty desks, empty returns, bridges, arched tables, D, P or Q tables, lateral tables, end tables, hook tables, corner tables and extended-corner tables.

Warranty

Logiflex guarantees to the original purchaser that Logiflex products are free from defects in design, materials and workmanship for the product's lifetime, with certain exceptions.

You may consult the full warranty on the website: [Logiflex Warranty](#)

Introduction



Manufacturing Standards

Product Dimensions

For display purposes, the furniture dimensions represented in the price tables on each product page are rounded to the nearest whole number.

Knocked Down Furniture

Conference tables are delivered disassembled.

Surfaces

Surfaces are either 1" or 1-5/8" thick. Furniture in high pressure laminate are either 1-1/6" or 1-9/16".

Drawer Fronts

A PVC strip 1.5 mm thick is systematically applied along all drawer front edges.

Wood Grain

The wood grain is always vertical on fronts and furniture doors. Surfaces more than 96" are in two parts. Logiflex cannot guarantee that the wood grain will match up on the different parts of a same surface.

Finishes

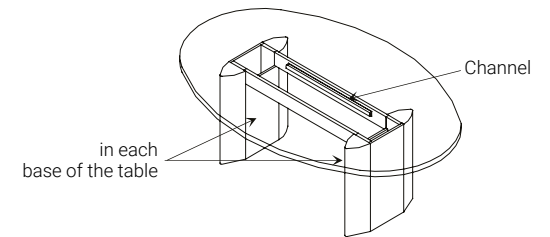
You must specify the desired finish(es) for each item of furniture ordered. Please make your selection(s) from the Logiflex chart. See [Annexe A](#) for further details on the available metal finishes.

Levelers

All freestanding furniture sit on 1" in diameter, white nylon levelers, allowing for up to 1-1/4" height adjustment. The standard finished height for work surfaces is 29".

Access Doors (AD) for Conference Table Bases

An access door can be added to each conference table base, where permitted by the type of base. If applicable, the option (AD) will be offered on the specifications sheet of the conference table in question. This information can be found in the "How to order" section of the conference table specifications pages in this price list.



Introduction



How to Use the Price List

Interactive Menu

Product line → Conference Tables

Product group → Elliptical on Arrow Bases

Product name → ELARW

Product code → ELARW

Product image →

Product Information →

Illustrated options →

Navigation Buttons (when blue) →

Ordering instructions →

Product-specific manufacturing standards →

Additional Product Information and Notes →

Series →

Prices →


Dimensions →

Blue text hyperlink →

Standard Product Code
Details as per the price listed

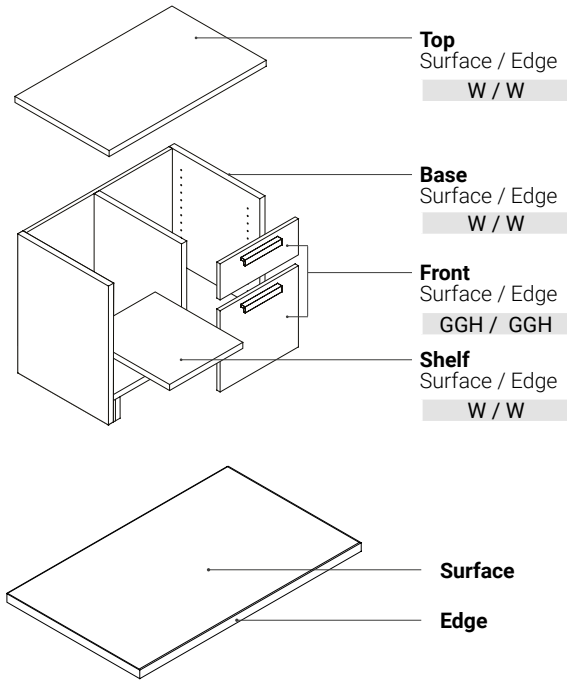
Options, if desired (\$)
Always after the product code

Introduction



Appendix A: Colors and Finishes

How to specify your laminate colors



Glass and Acrylic

V4 White Glass	KR Bright Red Glass
V5 White Satin Glass	KM Metallic Gray Glass
KB Jet Black Glass	KA Satin Silver Glass
KS Black Satin Glass	KG Satin Gold Glass
KE Ocean Blue Glass	VS Frosted Glass
KO Overseas Blue Glass	PL Frosted Acrylic

Availability Chart

FINI FINISH	CODE	COLOR COULEUR	THICKNESS ÉPAISSEUR			HPL STRATIFIÉ	PANVAL CODE
			5/8"	1"	1-5/8"		
OMNIA	DOO	Dosha	•	•		•	K77
	COO	Cosmos	•	•		•	K78
AURA	GIA	Ginger Root Gingembre	•	•		•	H72
	HAA	Haze Brume	•	•	•	•	H57
	OHA	Ohm	•	•	•	•	K69
	STA	Storm Tempête	•	•	•	•	H58
	TUA	Tundra	•	•		•	H75
LYRA	ASY	Asha	•	•		•	K47
	CIY	Chiffon Mousseline **	•	•	•	•	K60
	KAY	Kali	•	•		•	K46
SUPERMAT	IGS	Ingot grey Gris lingot	•	•			828
	WGS	Willow grey Gris saule	•	•			802
DOLOMITE	AU	Audacity Audace **	•	•	•	•	241
	B	Jet Black Noir intense *	•	•		•	888 S405-CA
	BC	Brown cherry Cerisier brun	•	•	•	•	207
	C	Slate Ardoise *	•	•		•	801
	DR	Driftwood Bois de rive	•	•		•	744
	G	Mink Grey Gris vison	•	•		•	805 OU-927
	NM	Natural Maple Érable naturel	•	•	•	•	206
	PO	Porto	•	•		•	913 OU-648
	SW	Smoked Walnut Noyer fumé	•	•	•	•	G21
	TO	Tobacco	•	•		•	205
	W	Polar White Blanc polaire	•	•	•	•	555 459-CA
WK	Whisky	•	•	•	•	245	
HIGH GLOSS SUPER LUSTRE	W-H	Polar White - fronts Blanc polaire - façades	•				

* Non recommended color for work surfaces.

** For conference tables with 2 or more parts, we do not recommend the use of colors with irregular and contrasted woodgrain like Chiffon, Audacity or Coastal Pear as it results in a pronounced wood grain mismatch.

Colors may vary from 2% to 5% between tfl and hpl laminates due to different technical applications.

See our complete [Colors & Finishes Guide](#)

New



Appendix A: Colors and Finishes

12 Wood Stains

Logiflex offers varnish and stain selection among the following 12 colors on all wood applications.

Knots and color variation can occur between different wood components of the same piece of furniture, or between different pieces of furniture. This variation is due to the natural characteristics of the wood, and is more contrasting for pale wood colors like Golden Wheat.




WW White Wash



GW Golden Wheat



SD Sand



AT Apricot



PN Pecan



BR Brandy



CT Chestnut



CF Coffee




ES Espresso



BO Bordeaux




BW Black Wash



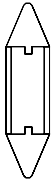
BK Bark

Introduction

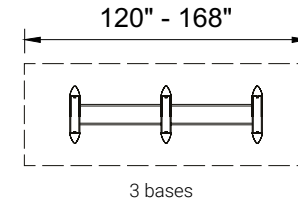
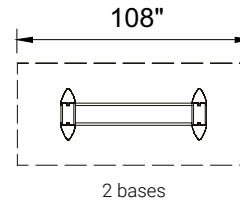
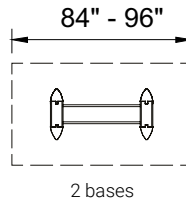
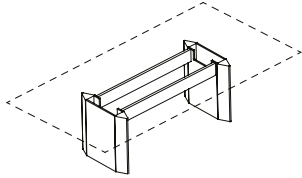


Appendix B: Conference Table Bases

Arrow Bases



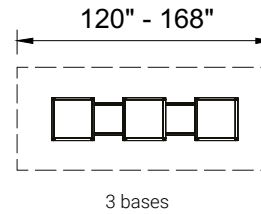
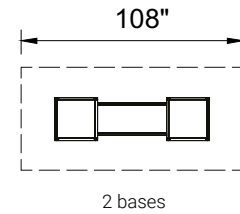
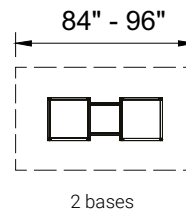
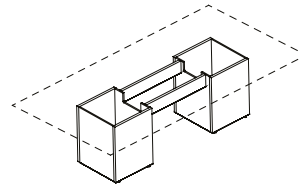
- Laminate base with satin nickel (SN) metal corners;
- Tables delivered disassembled.



Cubic Bases



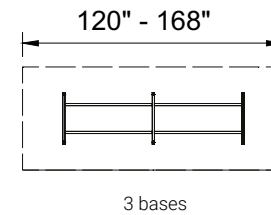
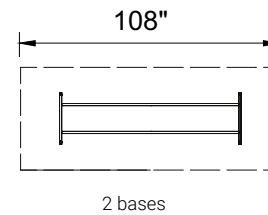
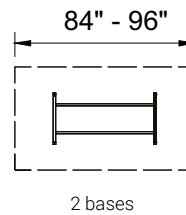
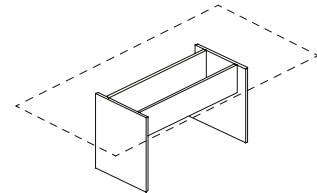
- Laminate base;
- Tables delivered disassembled.



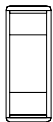
H Bases



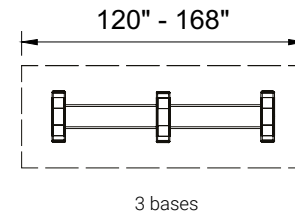
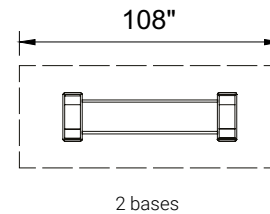
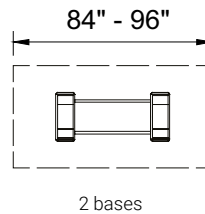
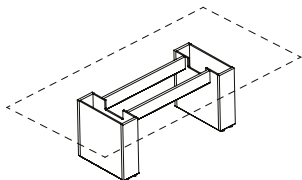
- Laminate base;
- Tables delivered disassembled.



Rectangular Bases



- Laminate base;
- Tables delivered disassembled.



Introduction

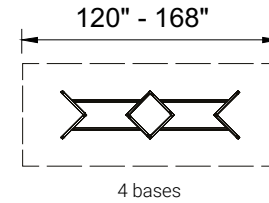
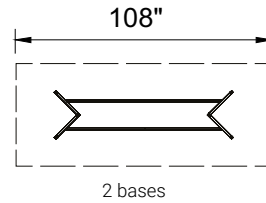
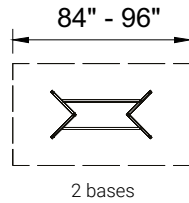
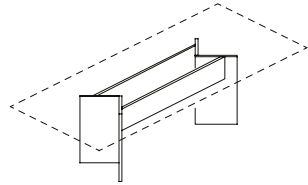


Appendix B: Conference Tables Bases

Y Bases



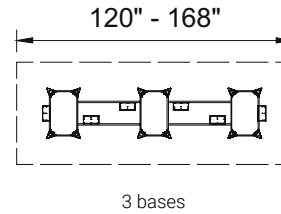
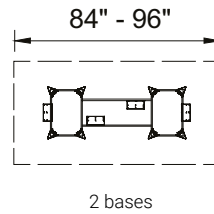
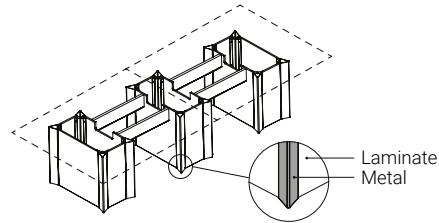
- Laminate base;
- Tables delivered disassembled.



Howard Table Bases



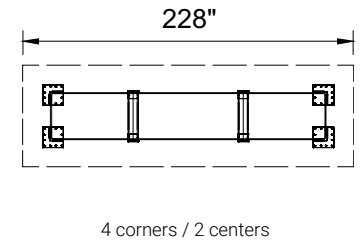
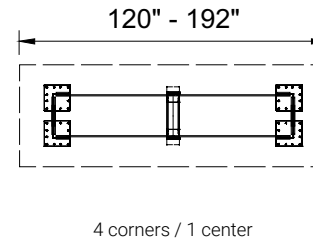
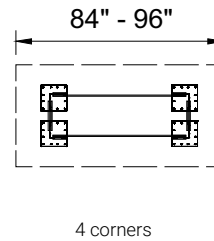
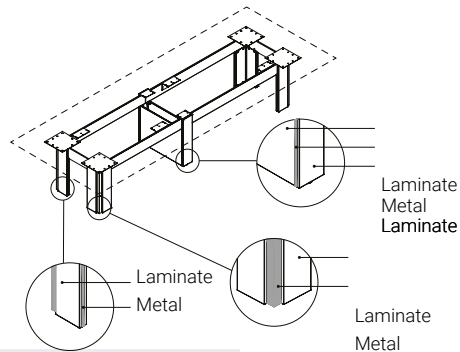
- Laminate base with chrome (CHR) corners;
- Tables delivered disassembled.



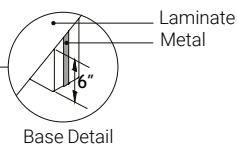
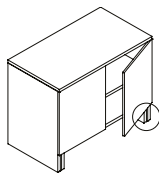
Wellington Bases



- Laminate base with decorative chrome (CHR) inserts;
- Tables 120" and longer have 1 middle base and 228" have 2 middle bases with a removable panel to provide access to electrical wiring;
- Tables delivered disassembled.



Wellington Credenza Bases



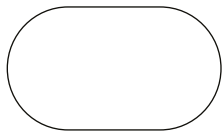
Introduction



Appendix C: Conference Table Surfaces


The following charts indicate the number of sections and wood grain direction for conference tables.

RACETRACK




	1" Tops		1-5/8" Tops	
	Number of Sections	Wood Grain Direction	Number of Sections	Wood Grain Direction
42 84	1	←→	2	↑↓
42 96	1	←→	2	↑↓
42 108	2	↑↓	2	↑↓
48 84	1	←→	2	↑↓
48 96	1	←→	2	↑↓
48 120	2	↑↓	2	↑↓
48 144	3	↑↓	3	↑↓
60 144	3	↑↓	3	↑↓
60 168	4	↑↓	4	↑↓

RECTANGULAR




	1" Tops		1-5/8" Tops	
	Number of Sections	Wood Grain Direction	Number of Sections	Wood Grain Direction
42 84	1	←→	2	↑↓
42 96	1	←→	2	↑↓
42 108	2	↑↓	2	↑↓
48 84	1	←→	2	↑↓
48 96	1	←→	2	↑↓
48 120	2	↑↓	2	↑↓
48 144	3	↑↓	3	↑↓
48 168	3	↑↓	4	↑↓
54 84	2	↑↓	2	↑↓
54 96	2	↑↓	2	↑↓
54 120	3	↑↓	3	↑↓
54 144	3	↑↓	3	↑↓
54 168	4	↑↓	4	↑↓
60 84	2	↑↓	2	↑↓
60 96	2	↑↓	2	↑↓
60 120	3	↑↓	3	↑↓
60 144	3	↑↓	3	↑↓
60 168	4	↑↓	4	↑↓
60 192	4	↑↓	4	↑↓
60 228	5	↑↓	5	↑↓



Appendix C: Conference Table Surfaces

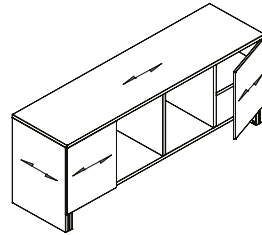
ROUNDED BOAT		1" Tops		1-5/8" Tops	
		Number of Sections	Wood Grain Direction	Number of Sections	Wood Grain Direction
	30 42 84	1	↔	2	↕
	30 42 96	1	↔	2	↕
	30 42 108	2	↕	2	↕
	36 42 84	1	↔	2	↕
	36 42 96	1	↔	2	↕
	36 42 108	2	↕	2	↕
	36 48 84	1	↔	2	↕
	36 48 96	1	↔	2	↕
	36 48 120	2	↕	2	↕
	36 48 144	3	↕	3	↕
	42 48 84	1	↔	2	↕
	42 48 96	1	↔	2	↕
	42 48 120	2	↕	2	↕
	42 48 144	3	↕	3	↕
	42 54 120	3	↕	3	↕
	42 54 144	3	↕	3	↕
	42 54 168	4	↕	4	↕
	48 60 168	4	↕	4	↕
54 60 168	4	↕	4	↕	

TELECONFERENCE		1" Tops	
		Number of Sections	Wood Grain Direction
	54 72 144	3	↕
	54 72 168	4	↕
	60 78 192	4	↕
	60 78 216	5	↕

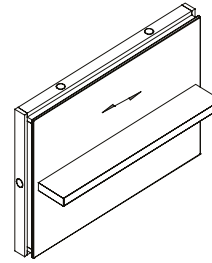


Appendix D: Woodgrain Direction

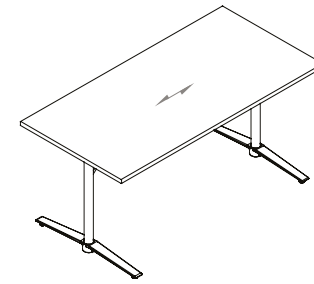
Wood grain runs lengthwise on table surfaces that are in one section. The wood grain is horizontal on doors and legs on credenzas, cabinets and mobile serving carts. See adjacent image for wood grain direction placements.



Credenzas




Wall Units



Tables

Appendix E: Surfaces and Edges

SERIES	PREVIEW	COMPONENT	MATERIAL	EDGES
ML, CS, OS, AC, LV		1" surface	Thermofused laminate (TFL) - 1" high-density particle board.	1.5 mm polyvinyl chloride (PVC)
MLL, CSL, OSL, ACL		1-1/16" surface	High pressure laminate (HPL) - 1" high-density particle board, 1/32" HPL sheet on surface, 1/32" balancing sheet under surface (prevents bending).	1.5 mm polyvinyl chloride (PVC)
MA, CG, OG		1-5/8" surface	Thermofused laminate (TFL) - 1-5/8" high-density particle board.	1.5 mm polyvinyl chloride (PVC)
MAL, CGL, OGL		1-9/16" surface	High pressure laminate (HPL) - 1-1/2" high-density particle board, 1/32" HPL sheet on surface, 1/32" balancing sheet under surface (prevents bending).	1.5 mm polyvinyl chloride (PVC)
CSZ, OSZ		1" surface	1" High-density particle board with Thermofused laminate (TFL).	1.5 mm polyvinyl chloride (PVC)
CSZL, OSZL		1-1/16" surface	High pressure laminate (HPL) - 1" high-density particle board, 1/32" HPL sheet on surface, 1/32" balancing sheet under surface (prevents bending).	1.5 mm polyvinyl chloride (PVC)
All Series		Front, back and modesty	Thermofused laminate (TFL) - 5/8" high-density particle board.	1.5 mm polyvinyl chloride (PVC) on showing surfaces and 0.5 mm polyvinyl chloride (PVC) on non-showing surfaces.



Appendix F: Pricing for Additional Adjustable Shelves

To find out the price for additional adjustable shelves, trace down the vertical column "A" the shelf depth to its intersection with columns "B" the shelf length.

\$		B								
		12"	15"	18"	20"	24"	30"	36"	42"	48"
A	12"	19	26	34	36	42	50	61	72	82
	15"	26	35	40	43	50	64	78	89	103
	16"	27	36	42	45	54	70	82	96	111
	20"	36	43	50	57	70	85	103	120	135
	24"	42	50	61	70	82	103	124	142	164
	30"	50	64	78	85	103	128			

Introduction

Appendix G: Pricing for Tops

To calculate pricing for desk and table tops, use the following formula:

Calculation of retail price

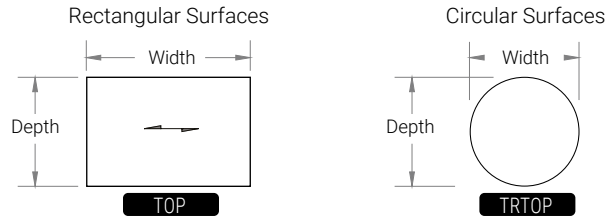
Depth x Width / 144 x sq. ft. price = Retail Price*

Ex.: 24" x 48" = 1152 / 144 = 8 sq. ft. price x \$45 = \$288

Addition of the Knife Edge

Depth x Width / 144 x \$29 = Retail Price

Add together the prices of the surface and the knife edge.



Retail Price per square foot								
ML		MLL		MA		MAL		
Rectangular Surfaces	Circular Surfaces	Rectangular Surfaces	Circular Surfaces	Rectangular Surfaces	Circular Surfaces	Rectangular Surfaces	Circular Surfaces	
\$ 22	Depth 30" and less	\$ 26	\$ 45	\$ 46	\$ 41	\$ 43	\$ 65	\$ 67
\$ 23	Depth greater than 30"							
1" Surface: Thermofused laminate (TFL) - 1" high-density particle board with 1.5 mm polyvinyl chloride edge.		1-1/16" Surface: High pressure laminate (HPL) - 1" high-density particle board, 1/32" HPL sheet on surface, 1/32" balancing sheet under surface (prevents bending) with 1.5 mm PVC edge.		1-5/8" surface: Thermofused laminate (TFL) - 1-5/8" high-density particle board with 1.5 mm polyvinyl chloride edge.		1-9/16" Surface: High pressure laminate (HPL) - 1-1/2" high-density particle board, 1/32" HPL sheet on surface, 1/32" balancing sheet under surface (prevents bending) with 1.5 mm polyvinyl chloride edge.		

*Note: A minimum fee of \$85 is applied to prices of lesser amounts.

Surface Price Calculator

In the fields below, input the desired depth and width as well as the square foot price found in the above price grid.

Dimensions

in. x in. / 144 x \$ = \$

Depth Width Square foot price Total (surface only) Total (with knife edge)

ML / MLL ONLY

Grommets: It is possible to add grommets to the rectangular surfaces.

Options

Grommet Position


L C R

LR

Grommet Style

\$5 ea. \$26 ea.

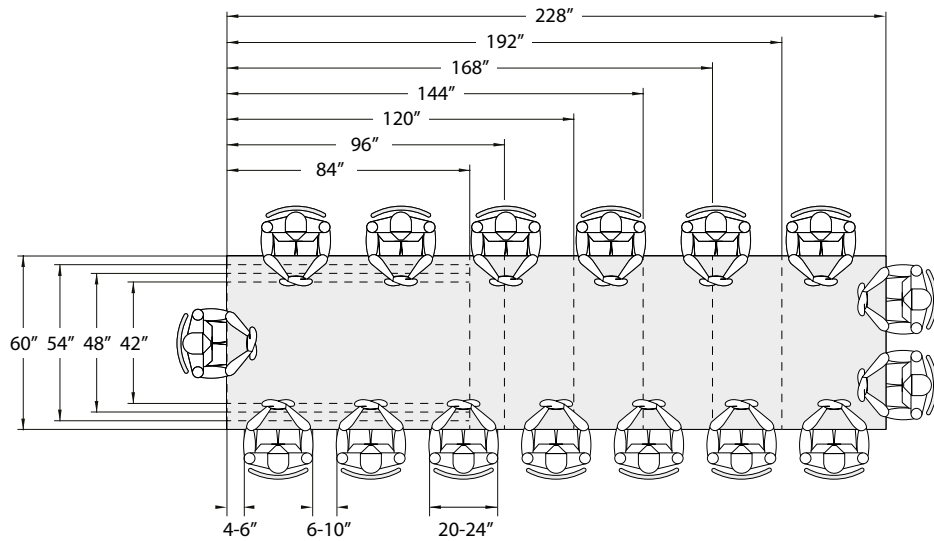
Introduction



Appendix H: Seating Capacity

In general, to establish conference table seating capacity it is important to include a workzone to accommodate documents and papers. The spacing of chairs is not only important in terms of defining comfortable work zones but essential in providing optimal line of sight where the room incorporates a multi media unit.

Rectangular Conference Tables



Teleconference Tables

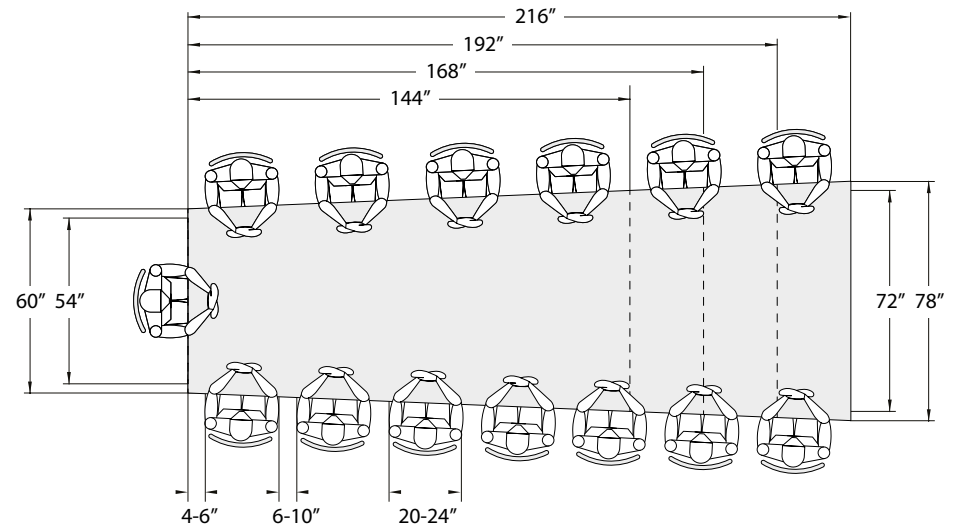
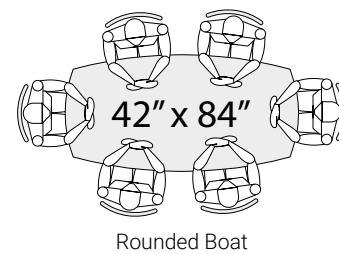
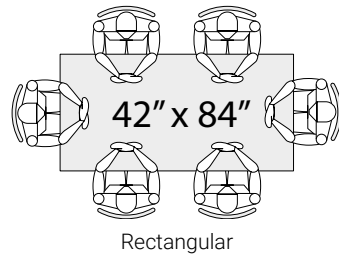
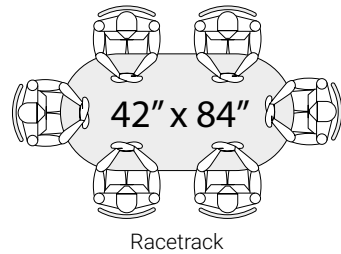
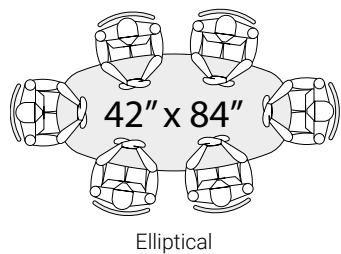


Table Shape and Seating Capacity

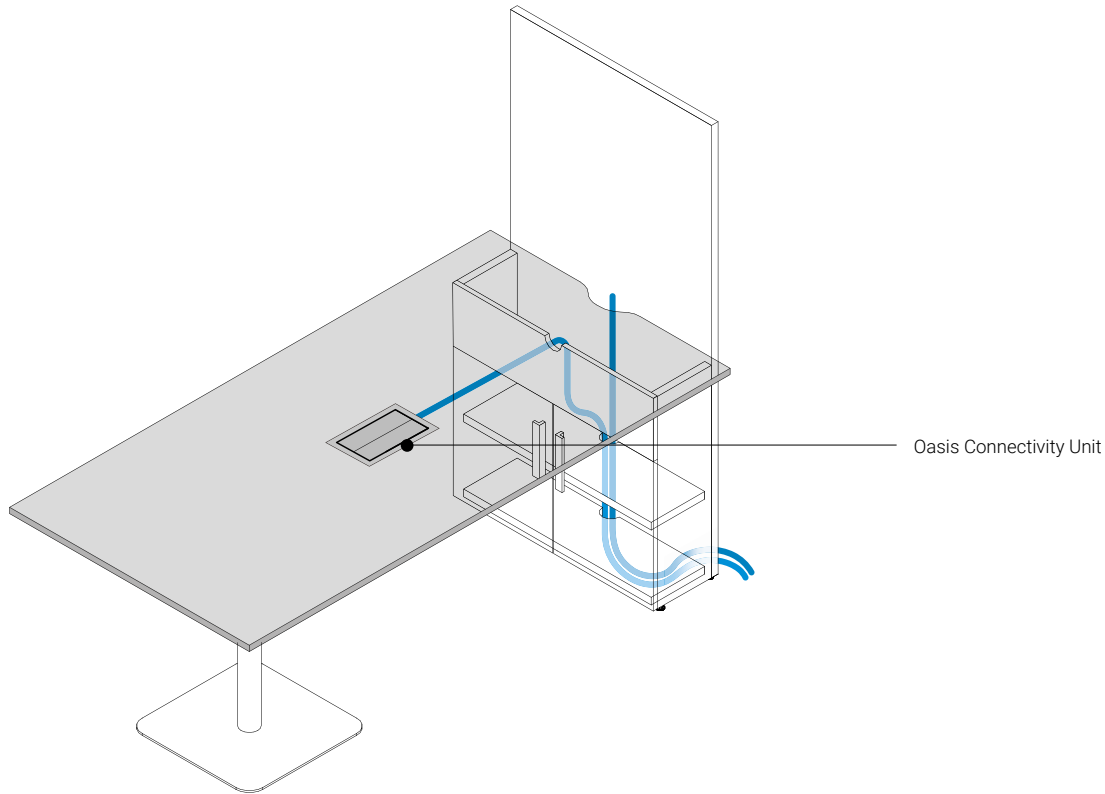
The shape of the conference surface does not affect the seating capacity for tables with the same dimensions.





Appendix I: Electrical Wire Management Solutions


Electrical configurations for Collaborative and Multimedia Tables



⚡ Electrical Accessories

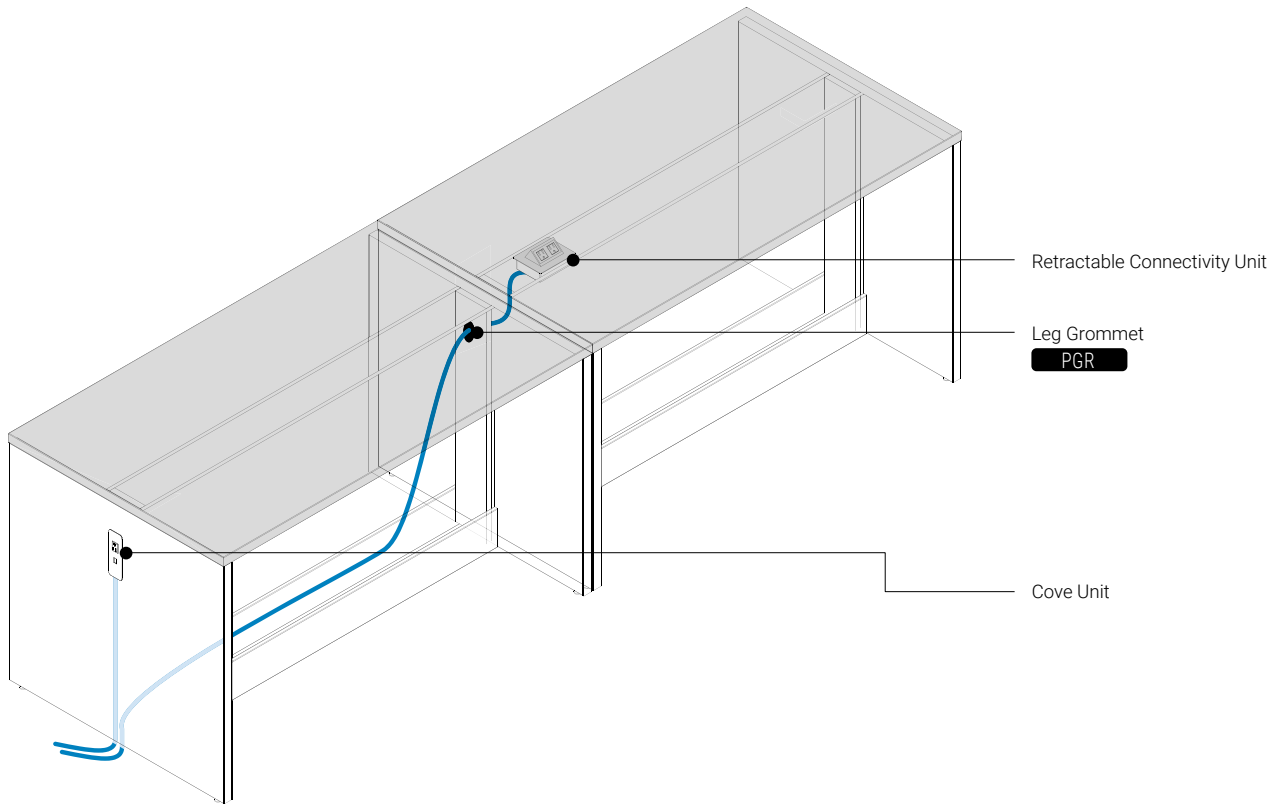
Connectivity			Wireless charger	Velcro Tie
	 Specify connectivity on p. 126			

Introduction



Appendix I: Electrical Wire Management Solutions

Electrical configurations for Link Collaboration Tables



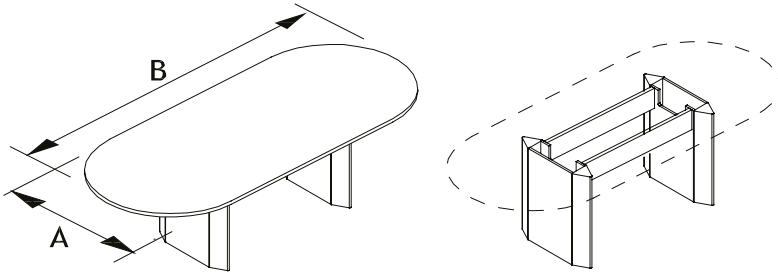
Electrical Accessories

<p>Leg Grommet</p> <p>PGR</p>	<p>L C R</p> <p>Grommet/Connectivity/Wireless Charger</p>	<p>Connectivity</p>
--------------------------------------	--	----------------------------

Conference Tables

Racetrack on Arrow Bases

RTARW



Manufacturing Standards

- Tables delivered disassembled;
- Laminate base with satin nickel (SN) metal corners.

Bases: For the number of bases, see [appendix B](#).

Surfaces: For the number of surfaces and the wood grain direction, see [appendix C](#).

Random wood grain: For tables that have more than one section, it is important to note that the wood grain texture is random and does not match with the adjoining surface.

Access Door: to add one or more access doors to the base(s) add code (AD), \$256 retail per access door.

Options

Connectivity

Specify connectivity on [p. 126](#)



\$646



\$756 \$617



\$714 \$1 126 \$923

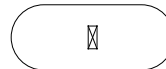


\$2 596 \$3 005 \$2 804

Orientation

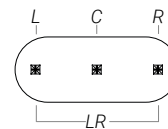


H - Horizontal



V - Vertical

Position



Prices

Dimensions		ML	MLL	MA	MAL
A	B				
4284		1852	2401	2287	2859
4296		1935	2554	2432	3074
42108		2573	3290	3133	3877
<hr/>					
4884		1935	2554	2432	3074
4896		2030	2728	2598	3325
48120		2219	3074	2927	3819
48144		2962	4005	3814	4901
<hr/>					
60168		3557	5040	4800	6345

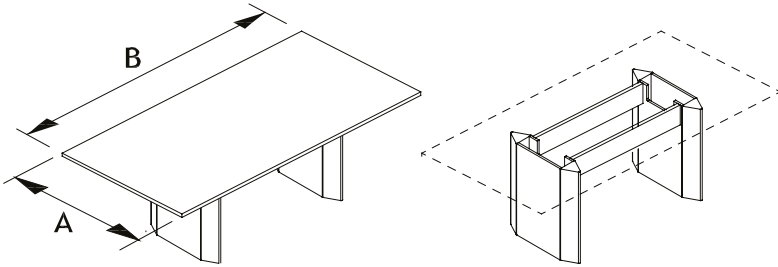
How to Order

ML MLL MA MAL	AB	WH SN	AD	L C R LR	EL1, EL2 INT - A/B/C OAS - A/B/C MH1SN	H V	L C R LR
		RT	ARW				
series	dimensions	top	bases	metal finish (Appx. A)	access door and position	connectivity + orientation + position	
Example	ML	48120	RT	ARW	SN	AD	C

Conference Tables

Rectangular on Arrow Bases

TARW



Manufacturing Standards

- Tables delivered disassembled;
- Laminate base with satin nickel (SN) metal corners.

Bases: For the number of bases, see [appendix B](#).

Surfaces: For the number of surfaces and the wood grain direction, see [appendix C](#).

Random wood grain: For tables that have more than one section, it is important to note that the wood grain texture is random and does not match with the adjoining surface.

Access Door: to add one or more access doors to the base(s) add code (AD), \$256 retail per access door.

Options

Connectivity

Specify connectivity on [p. 126](#)



\$646



\$756 \$617



\$714 \$1 126 \$923



\$2 596 \$3 005 \$2 804

Orientation

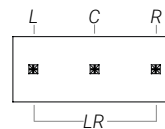


H - Horizontal



V - Vertical

Position



Prices

Dimensions		ML	MLL	MA	MAL
A	B				
4284		1691	2231	2124	2689
4296		1772	2382	2270	2904
42108		2408	3116	2968	3703
<hr/>					
4884		1772	2382	2270	2904
4896		1868	2556	2435	3154
48120		2537	3248	3099	3835
48144		2801	3836	3653	4730
<hr/>					
60168		3395	4870	4638	6174

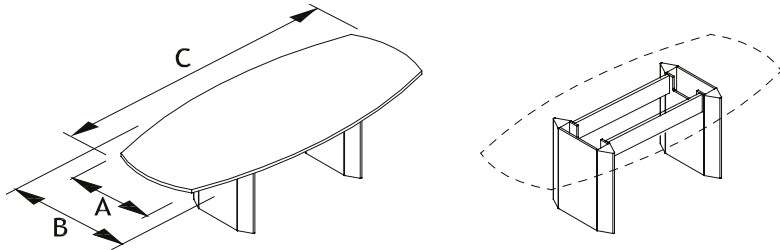
How to Order

ML MLL MA MAL	AB	T	ARW	WH SN	AD	L C R LR	EL1, EL2 INT - A/B/C OAS - A/B/C MH1SN	H V	L C R LR
series	dimensions	top	bases	metal finish (Appx. A)	access door and position	connectivity + orientation + position			
Example ML	48120	T	ARW	SN	AD	C	MH1SN	H	C

Conference Tables

Rounded Boat on Arrow Bases

BTRARW



Manufacturing Standards

- Tables delivered disassembled;
- Laminate base with satin nickel (SN) metal corners.

Bases: For the number of bases, see [appendix B](#).

Surfaces: For the number of surfaces and the wood grain direction, see [appendix C](#).

Random wood grain: For tables that have more than one section, it is important to note that the wood grain texture is random and does not match with the adjoining surface.

Access Door: to add one or more access doors to the base(s) add code (AD), \$256 retail per access door.

Options

Connectivity

Specify connectivity on [p. 126](#)



\$646



\$756 \$617

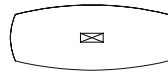


\$714 \$1 126 \$923

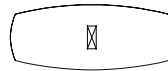


\$2 596 \$3 005 \$2 804

Orientation

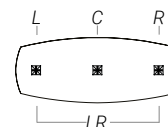


H - Horizontal



V - Vertical

Position



Prices

Dimensions						
A	B	C	ML	MLL	MA	MAL
364284	1852	2401	2287	2859		
364296	1935	2554	2432	3074		
3642108	2219	3074	2927	3819		
<hr/>						
424884	1935	2554	2432	3074		
424896	2030	2728	2598	3325		
4248120	2573	3290	3133	3877		
4248144	2962	4005	3814	4901		
<hr/>						
5460168	3557	5040	4800	6280		

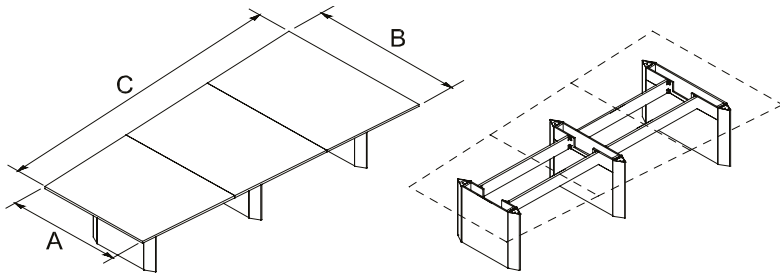
How to Order

ML MLL MA MAL	ABC	WH SN	AD	L C R LR	EL1, EL2 INT - A/B/C OAS - A/B/C MH1SN	H V	L C R LR
		BTR	ARW				
series	dimensions	top	bases	metal finish (Appx. A)	access door and position	connectivity + orientation + position	
Example	ML 4248120	BTR	ARW	SN	AD	C	C

Conference Tables

Teleconference on Arrow Bases

TFARW



Manufacturing Standards

- Tables delivered disassembled;
- Laminate base with satin nickel (SN) metal corners.

Bases: For the number of bases, see [appendix B](#).

Surfaces: For the number of surfaces and the wood grain direction, see [appendix C](#).

Random wood grain: For tables that have more than one section, it is important to note that the wood grain texture is random and does not match with the adjoining surface.

Access Door: to add one or more access doors to the base(s) add code (AD), \$256 retail per access door.

Options

Connectivity

Specify connectivity on [p. 126](#)



\$646



\$756 \$617

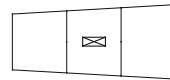


\$714 \$1 126 \$923

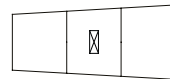


\$2 596 \$3 005 \$2 804

Orientation

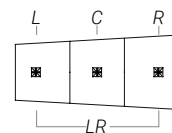


H - Horizontal



V - Vertical

Position



Prices

Dimensions		
A	B	C
5472144	3043	4475
5472168	3551	5220

6078192	4507	6579
6078216	5070	7401

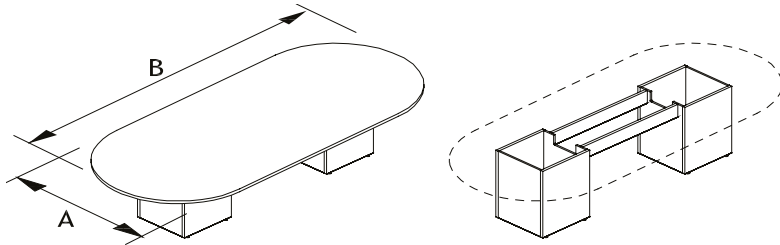
How to Order

CS CSL	ABC	TF	ARW	WH SN	AD	L C R LR	EL1, EL2 INT - A/B/C OAS - A/B/C MH1SN	H V	L C R LR
series	dimensions	top	bases	metal finish (Appx. A)	access door and position	connectivity + orientation + position			
Example CS	5472144	TF	ARW	SN	AD	C	MH1SN	H	C

Conference Tables

Racetrack on Cubic Bases

RTCU



Manufacturing Standards

- Tables delivered disassembled;
- Laminate base.

Bases: For the number of bases, see [appendix B](#).

Surfaces: For the number of surfaces and the wood grain direction, see [appendix C](#).

Random wood grain: For tables that have more than one section, it is important to note that the wood grain texture is random and does not match with the adjoining surface.

Access Door: to add one or more access doors to the base(s) add code (AD), \$256 retail per access door.

Options

Connectivity

Specify connectivity on [p. 126](#)



\$646



\$756 \$617



\$714 \$1 126 \$923

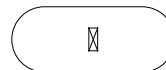


\$2 596 \$3 005 \$2 804

Orientation

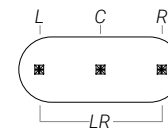


H - Horizontal



V - Vertical

Position



Prices

Dimensions		ML	MLL	MA	MAL
A	B				
4284		1415	1749	1663	2141
4296		1473	1868	1778	2302
42108		1575	2241	2206	2704
<hr/>					
4884		1557	2156	2051	2675
4896		1587	2237	2130	2849
48120		1764	2655	2596	3346
48144		2132	3005	2918	3812
<hr/>					
60168		2445	3677	3983	5272

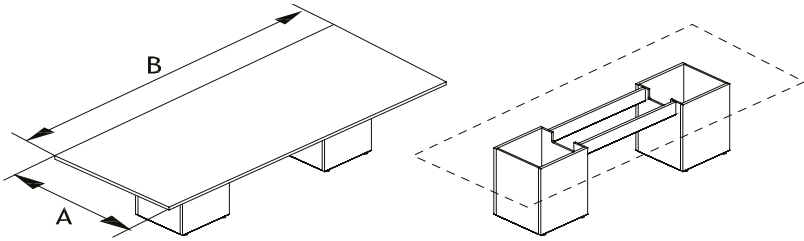
How to Order

ML MLL MA MAL	AB	RT	CU	AD	L C R LR	EL1, EL2 INT - A/B/C OAS - A/B/C MH1SN	H V	L C R LR	
series	dimensions	top	bases	access door and position	connectivity + orientation + position				
Example	ML	48120	RT	CU	AD	C	MH1SN	H	C

Conference Tables

Rectangular on Cubic Bases

TCU



Manufacturing Standards

- Tables delivered disassembled;
- Laminate base.

Bases: For the number of bases, see [appendix B](#).

Surfaces: For the number of surfaces and the wood grain direction, see [appendix C](#).

Random wood grain: For tables that have more than one section, it is important to note that the wood grain texture is random and does not match with the adjoining surface.

Access Door: to add one or more access doors to the base(s) add code (AD), \$256 retail per access door.

Options

Connectivity
Specify connectivity on [p. 126](#)



\$646



\$756 \$617

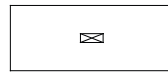


\$714 \$1 126 \$923

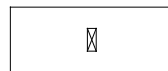


\$2 596 \$3 005 \$2 804

Orientation

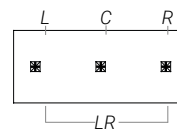


H - Horizontal



V - Vertical

Position



Prices

Dimensions		ML	MLL	MA	MAL
A	B				
4284		1283	1733	1651	2121
4296		1390	1903	1812	2351
42108		1492	2059	1961	2555
<hr/>					
4884		1390	1903	1812	2351
4896		1398	1974	1882	2477
48120		1737	2457	2340	3092
48144		1945	2805	2671	3565
<hr/>					
60168		2254	3480	3313	4590

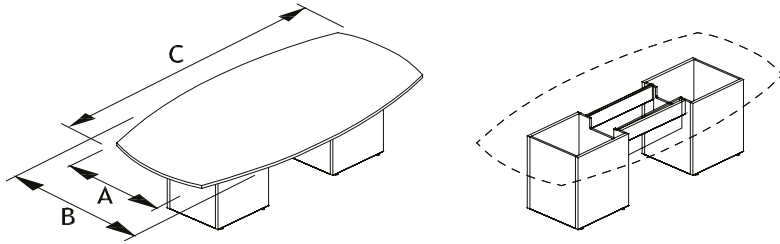
How to Order

ML MLL MA MAL	AB	T	CU	AD	L C R LR	EL1, EL2 INT - A/B/C OAS - A/B/C MH1SN	H V	L C R LR
series	dimensions	top	bases	access door and position	connectivity + orientation + position			
Example ML	48120	T	CU	AD	C	MH1SN	H	C

Conference Tables

Rounded Boat on Cubic Bases

BTRCU



Manufacturing Standards

- Tables delivered disassembled;
- Laminate base.

Bases: For the number of bases, see [appendix B](#).

Surfaces: For the number of surfaces and the wood grain direction, see [appendix C](#).

Random wood grain: For tables that have more than one section, it is important to note that the wood grain texture is random and does not match with the adjoining surface.

Access Door: to add one or more access doors to the base(s) add code (AD), \$256 retail per access door.

Options

Connectivity

Specify connectivity on [p. 126](#)



\$646



\$756 \$617

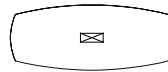


\$714 \$1 126 \$923



\$2 596 \$3 005 \$2 804

Orientation

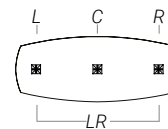


H - Horizontal



V - Vertical

Position



Prices

Dimensions						
A	B	C	ML	MLL	MA	MAL
304284	1567	1949	1855	2329		
304296	1673	2084	1985	2519		
3042108	1777	2389	2274	2879		
<hr/>						
364896	1683	2336	2224	2836		
3648120	1857	2792	2658	3414		
3648144	2225	3135	2984	3880		
<hr/>						
5460168	2445	3931	3743	5018		

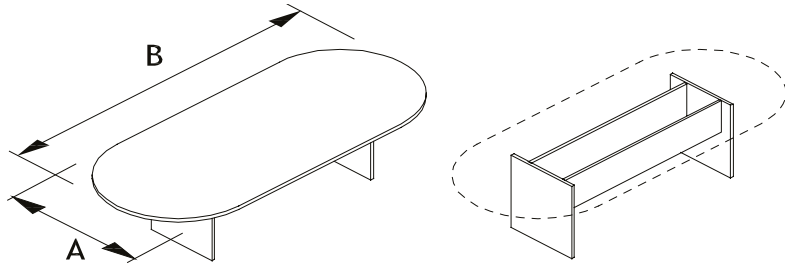
How to Order

ML MLL MA MAL	ABC	BTR	CU	AD	L C R LR	EL1, EL2 INT - A/B/C OAS - A/B/C MH1SN	H V	L C R LR
series	dimensions	top	bases	access door and position	connectivity + orientation + position			
Example	ML 3648120	BTR	CU	AD	C	MH1SN	H	C

Conference Tables

Racetrack on H Bases

RTH



Manufacturing Standards

- Tables delivered disassembled;
- Laminate base.

Bases: For the number of bases, see [appendix B](#).

Surfaces: For the number of surfaces and the wood grain direction, see [appendix C](#).

Random wood grain: For tables that have more than one section, it is important to note that the wood grain texture is random and does not match with the adjoining surface.

Options

Connectivity

Specify connectivity on [p. 126](#)



\$646



\$756 \$617



\$714 \$1 126 \$923

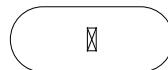


\$2 596 \$3 005 \$2 804

Orientation

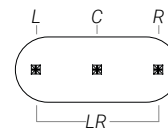


H - Horizontal



V - Vertical

Position



Prices

Dimensions

A	B	ML	MLL	MA	MAL
4284		1330	1758	1675	2213
4296		1434	1845	1758	2368
42108		1537	2164	2062	2754

4884		1434	2002	1908	2523
4896		1446	2098	1999	2694
48120		1781	2569	2447	3313
48144		1836	2840	2704	3734

60168		2155	3726	3549	5031
-------	--	------	------	------	------

How to Order

ML MLL MA MAL	AB	RT	H	EL1, EL2 INT - A/B/C OAS - A/B/C MH1SN	H V	L C R LR
series	dimensions	top	bases	connectivity + orientation + position		

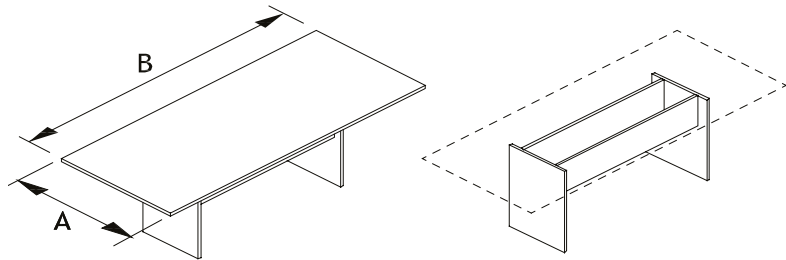
Example

ML	4884	RT	H	MH1SN	H	C
----	------	----	---	-------	---	---

Conference Tables

Rectangular on H Bases

TH



Manufacturing Standards

- Tables delivered disassembled;
- Laminate base.

Bases: For the number of bases, see [appendix B](#).

Surfaces: For the number of surfaces and the wood grain direction, see [appendix C](#).

Random wood grain: For tables that have more than one section, it is important to note that the wood grain texture is random and does not match with the adjoining surface.

Options

Connectivity

Specify connectivity on [p. 126](#)

Orientation

H - Horizontal

V - Vertical

Position

Prices

Dimensions		ML	MLL	MA	MAL
A	B				
4284		1141	1605	1528	2060
4296		1243	1747	1661	2270
42108		1348	2069	1968	2651
<hr/>					
4884		1243	1747	1661	2270
4896		1255	1978	1884	2574
48120		1595	2469	2351	3213
48144		1651	2730	2601	3626
<hr/>					
60168		1961	3579	3410	4883

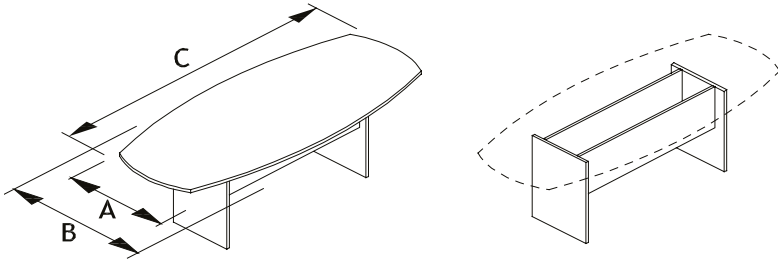
How to Order

ML MLL MA MAL	AB	T	H	EL1, EL2 INT - A/B/C OAS - A/B/C MH1SN	H V	L C R LR
series	dimensions	top	bases	connectivity + orientation + position		
Example ML	4884	T	H	MH1SN	H	C

Conference Tables

Rounded Boat on H Bases

BTRH



Manufacturing Standards

- Tables delivered disassembled;
- Laminate base.

Bases: For the number of bases, see [appendix B](#).

Surfaces: For the number of surfaces and the wood grain direction, see [appendix C](#).

Random wood grain: For tables that have more than one section, it is important to note that the wood grain texture is random and does not match with the adjoining surface.

Options

Connectivity

Specify connectivity on [p. 126](#)



\$646



\$756 \$617

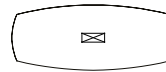


\$714 \$1 126 \$923



\$2 596 \$3 005 \$2 804

Orientation

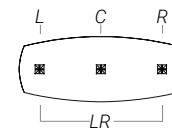


H - Horizontal



V - Vertical

Position



Prices

Dimensions						
A	B	C	ML	MLL	MA	MAL
364284	1427	1919	1829	2378		
364296	1530	2059	1961	2579		
3642108	1636	2264	2157	2850		
424884	1530	2073	1972	2596		
424896	1537	2162	2059	2760		
4248120	1882	2664	2537	3413		
4248144	1935	2927	2787	3823		
5460168	2246	3777	3598	5081		

How to Order

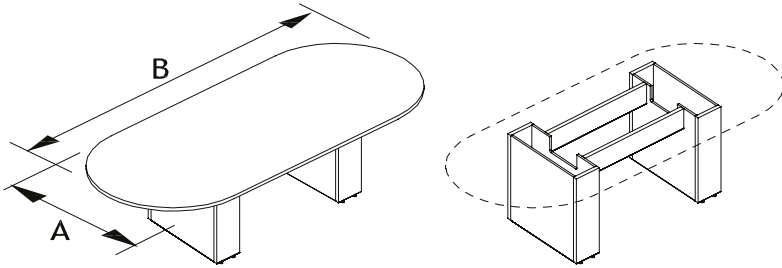
ML MLL MA MAL	ABC	BTR	H	EL1, EL2 INT - A/B/C OAS - A/B/C MH1SN	H V	L C R LR
series	dimensions	top	bases	connectivity + orientation + position		

Example ML 424884 BTR H MH1SN H C

Conference Tables

Racetrack on Rectangular Bases

RTRE



Manufacturing Standards

- Tables delivered disassembled;
- Laminate base.

Bases: For the number of bases, see [appendix B](#).

Surfaces: For the number of surfaces and the wood grain direction, see [appendix C](#).

Random wood grain: For tables that have more than one section, it is important to note that the wood grain texture is random and does not match with the adjoining surface.

Access Door: to add one or more access doors to the base(s) add code (AD), \$256 retail per access door.

Options

Connectivity

Specify connectivity on [p. 126](#)



\$646



\$756 \$617



\$714 \$1 126 \$923

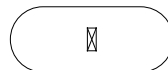


\$2 596 \$3 005 \$2 804

Orientation

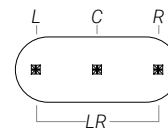


H - Horizontal



V - Vertical

Position



Prices

Dimensions		ML	MLL	MA	MAL
A	B				
4284		1702	2246	2139	2703
4296		1785	2399	2285	2920
42108		2351	3054	2907	3642
<hr/>					
4884		1785	2399	2285	2920
4896		1883	2573	2450	3169
48120		2072	2920	2780	3665
48144		2739	3773	3594	4669
<hr/>					
60168		3336	4808	4578	6112

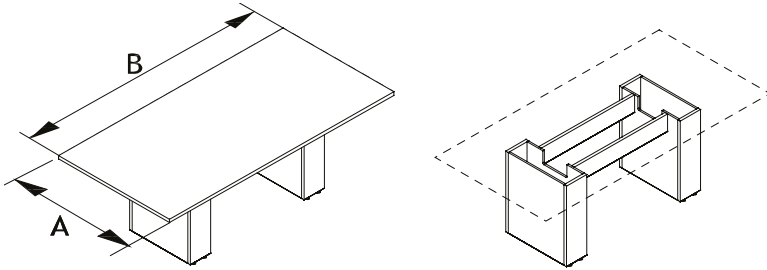
How to Order

ML MLL MA MAL	AB	RT	RE	AD	L C R LR	EL1, EL2 INT - A/B/C OAS - A/B/C MH1SN	H V	L C R LR	
series	dimensions	top	bases	access door and position	connectivity + orientation + position				
Example	ML	48120	RT	RE	AD	C	MH1SN	H	C

Conference Tables

Rectangular on Rectangular Bases

TRE



Manufacturing Standards

- Tables delivered disassembled;
- Laminate base.

Bases: For the number of bases, see [appendix B](#).

Surfaces: For the number of surfaces and the wood grain direction, see [appendix C](#).

Random wood grain: For tables that have more than one section, it is important to note that the wood grain texture is random and does not match with the adjoining surface.

Access Door: to add one or more access doors to the base(s) add code (AD), \$256 retail per access door.

Options

Connectivity

Specify connectivity on [p. 126](#)



\$646



\$756 \$617



\$714 \$1 126 \$923



\$2 596 \$3 005 \$2 804

Orientation

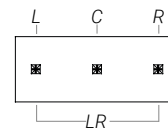


H - Horizontal



V - Vertical

Position



Prices

Dimensions		ML	MLL	MA	MAL
A	B				
4284		1539	2076	1976	2532
4296		1623	2227	2122	2752
42108		1910	2752	2618	3498
4884		1623	2227	2122	2752
4896		1720	2401	2287	2999
48120		2188	2884	2746	3471
48144		2577	3602	3429	4497
60168		3173	4635	4415	5940

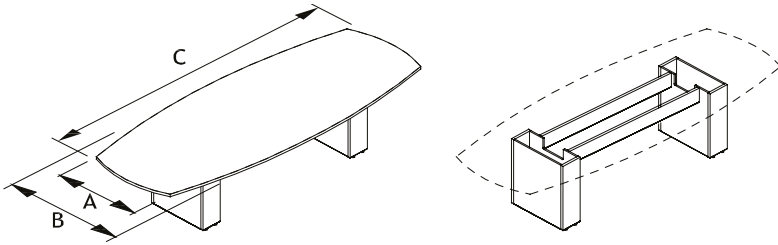
How to Order

ML MLL MA MAL	AB	T	RE	AD	L C R LR	EL1, EL2 INT - A/B/C OAS - A/B/C MH1SN	H V	L C R LR
series	dimensions	top	bases	access door and position	connectivity + orientation + position			
Example ML	48120	T	RE	AD	C	MH1SN	H	C

Conference Tables

Rounded Boat on Rectangular Bases

BTRRE



Manufacturing Standards

- Tables delivered disassembled;
- Laminate base.

Bases: For the number of bases, see [appendix B](#).

Surfaces: For the number of surfaces and the wood grain direction, see [appendix C](#).

Random wood grain: For tables that have more than one section, it is important to note that the wood grain texture is random and does not match with the adjoining surface.

Access Door: to add one or more access doors to the base(s) add code (AD), \$256 retail per access door.

Options

Connectivity

Specify connectivity on [p. 126](#)



\$646



\$756 \$617

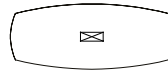


\$714 \$1 126 \$923

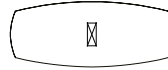


\$2 596 \$3 005 \$2 804

Orientation

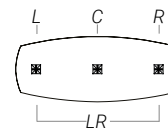


H - Horizontal



V - Vertical

Position



Prices

Dimensions						
A	B	C	ML	MLL	MA	MAL
364	296		1785	2399	2285	2920
364	2108		2351	3054	2907	3642
424	884		1785	2399	2285	2920
424	896		1883	2573	2450	3169
424	8120		2072	2920	2780	3665
424	8144		2739	3773	3594	4669
546	0168		3336	4808	4578	6112

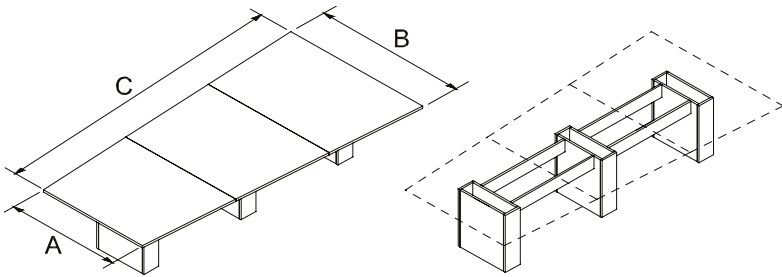
How to Order

ML MLL MA MAL	ABC	BTR	RE	AD	L C R LR	EL1, EL2 INT - A/B/C OAS - A/B/C MH1SN	H V	L C R LR
series	dimensions	top	bases	access door and position	connectivity + orientation + position			
Example	ML 4248120	BTR	RE	AD	C	MH1SN	H	C

Conference Tables

Teleconference on Rectangular Bases

TFRE



Manufacturing Standards

- Tables delivered disassembled;
- Laminate base.

Bases: For the number of bases, see [appendix B](#).

Surfaces: For the number of surfaces and the wood grain direction, see [appendix C](#).

Random wood grain: For tables that have more than one section, it is important to note that the wood grain texture is random and does not match with the adjoining surface.

Access Door: to add one or more access doors to the base(s) add code (AD), \$256 retail per access door.

Options

Connectivity

Specify connectivity on [p. 126](#)



\$646



\$756 \$617

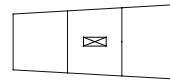


\$714 \$1 126 \$923

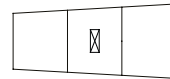


\$2 596 \$3 005 \$2 804

Orientation

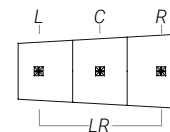


H - Horizontal



V - Vertical

Position



Prices

Dimensions				
A	B	C	CS	CSL
5472144	2606	4013		
5472168	2818	4449		
6078192	3453	5469		
6078216	3876	6147		

How to Order

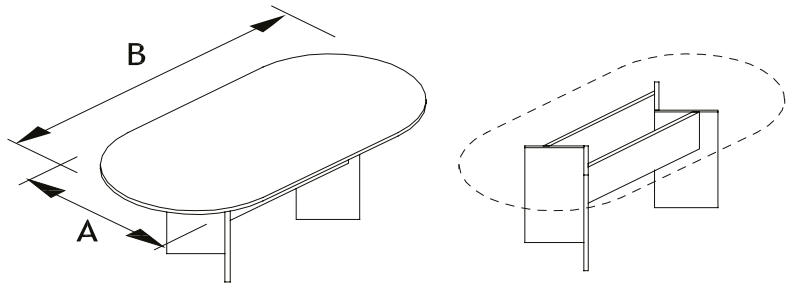
CS CSL	ABC	TF	RE	AD	L C R LR	EL1, EL2 INT - A/B/C OAS - A/B/C MH1SN	H V	L C R LR
series	dimensions	top	bases	access door and position	connectivity + orientation + position			
Example CS	5472144	TF	RE	AD	C	MH1SN	H	C

Conference Tables



Racetrack on Y Bases

RTY



Manufacturing Standards

- Tables delivered disassembled;
- Laminate base.

Bases: For the number of bases, see [appendix B](#).

Surfaces: For the number of surfaces and the wood grain direction, see [appendix C](#).

Random wood grain: For tables that have more than one section, it is important to note that the wood grain texture is random and does not match with the adjoining surface.

Options

Connectivity
Specify connectivity on [p. 126](#)



\$646



\$756 \$617



\$714 \$1 126 \$923



\$2 596 \$3 005 \$2 804

Orientation

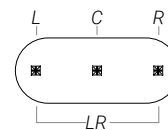


H - Horizontal



V - Vertical

Position



Prices

Dimensions		ML	MLL	MA	MAL
A	B				
4284		1376	1805	1718	2261
4296		1481	1892	1801	2413
42108		1587	2156	2051	2739
<hr/>					
4884		1481	1926	1834	2450
4896		1492	2140	2038	2735
48120		1830	2609	2486	3356
48144		1888	2875	2737	3770
<hr/>					
60168		2199	3771	3590	5077

How to Order

ML MLL MA MAL	AB	RT	Y	EL1, EL2 INT - A/B/C OAS - A/B/C MH1SN	H V	L C R LR
series	dimensions	top	bases	connectivity + orientation + position		

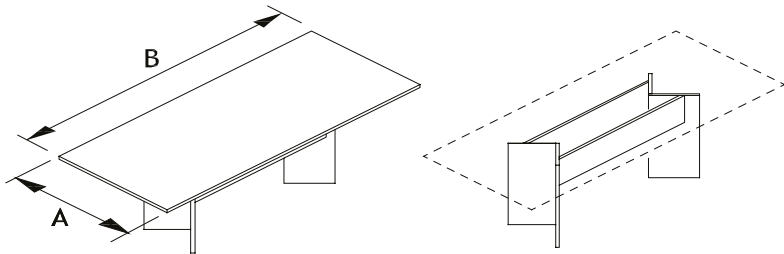
Example ML 48120 RT Y MH1SN H C

Conference Tables



Rectangular on Y Bases

TY



Manufacturing Standards

- Tables delivered disassembled;
- Laminate base.

Bases: For the number of bases, see [appendix B](#).

Surfaces: For the number of surfaces and the wood grain direction, see [appendix C](#).

Random wood grain: For tables that have more than one section, it is important to note that the wood grain texture is random and does not match with the adjoining surface.

Options

Connectivity
Specify connectivity on [p. 126](#)

\$646 \$756 \$617 \$923

Orientation

H - Horizontal
V - Vertical

Position

L C R
LR

Prices

Dimensions		ML	MLL	MA	MAL
A	B				
4284		1188	1655	1575	2112
4296		1294	1796	1712	2232
42108		1398	2109	2009	2696
<hr/>					
4884		1294	1796	1712	2319
4896		1303	2025	1930	2619
48120		1643	2513	2393	3257
48144		1698	2774	2644	3669
<hr/>					
60168		2012	3624	3453	4930

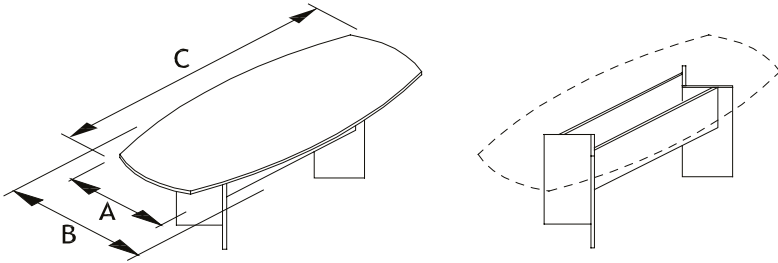
How to Order

ML MLL MA MAL	AB	T	Y	EL1, EL2 INT - A/B/C OAS - A/B/C MH1SN	H V	L C R LR
series	dimensions	top	bases	connectivity + orientation + position		
Example ML	48120	T	Y	MH1SN	H	C

Conference Tables

Rounded Boat on Y Bases

BTRY



Manufacturing Standards

- Tables delivered disassembled;
- Laminate base.

Bases: For the number of bases, see [appendix B](#).

Surfaces: For the number of surfaces and the wood grain direction, see [appendix C](#).

Random wood grain: For tables that have more than one section, it is important to note that the wood grain texture is random and does not match with the adjoining surface.

Options

Connectivity

Specify connectivity on [p. 126](#)



\$646



\$756 \$617

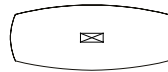


\$714 \$1 126 \$923

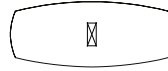


\$2 596 \$3 005 \$2 804

Orientation

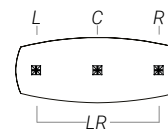


H - Horizontal



V - Vertical

Position



Prices

Dimensions						
A	B	C	ML	MLL	MA	MAL
364284	1473	1962	1870	2419		
364296	1575	2099	2000	2618		
3642108	1681	2305	2198	2895		
424884	1575	2116	2014	2638		
424896	1587	2237	2130	2835		
4248120	1924	2710	2579	3456		
4248144	1983	2974	2832	3867		
5460168	2294	3819	3639	5124		

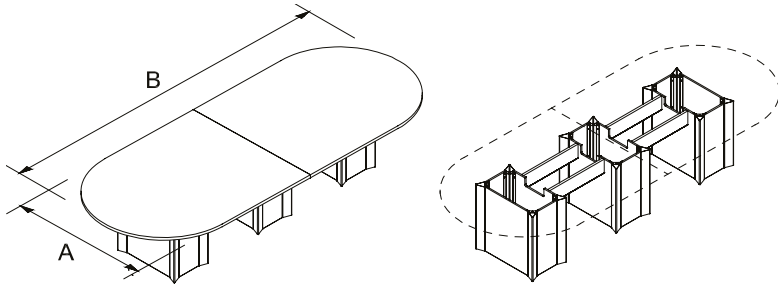
How to Order

ML MLL MA MAL	ABC	BTR	Y	EL1, EL2 INT - A/B/C OAS - A/B/C MH1SN	H V	L C R LR
series	dimensions	top	bases	connectivity + orientation + position		
Example ML	4248120	BTR	Y	MH1SN	H	C

Conference Tables

Racetrack on Howard Bases

RTHOW



Manufacturing Standards

- Tables delivered disassembled;
- Laminate base with metal corners.

Bases: For the number of bases, see [appendix B](#).

Surfaces: For the number of surfaces and the wood grain direction, see [appendix C](#).

Random wood grain: For tables that have more than one section, it is important to note that the wood grain texture is random and does not match with the adjoining surface.

Access Door: to add one or more access doors to the base(s) add code (AD), \$256 retail per access door.

Options

Connectivity

Specify connectivity on [p. 126](#)



\$646



\$756 \$617



\$714 \$1 126 \$923

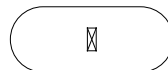


\$2 596 \$3 005 \$2 804

Orientation

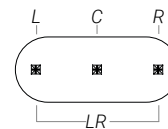


H - Horizontal



V - Vertical

Position



Prices

Dimensions

A B CS CSL CG CGL

(SN) Satin nickel or (PB) white base

4884	2532	3155	3005	3653
4896	2570	3266	3111	3836
48120	3467	4348	4142	5061
48144	3541	4570	4350	5421

54120	3535	4512	4298	5310
54144	3617	4758	4532	5714
54168	3697	5001	4763	6120

60168	3716	5140	4895	6382
-------	------	------	------	------

(CHR) Chrome base

4884	3354	3977	3829	4476
4896	3392	4088	3932	4656
48120	4699	5582	5376	6293
48144	4775	5802	5584	6654

54120	4769	5746	5530	6545
54144	4850	5991	5763	6948
54168	4932	6236	5997	7351

60168	4946	6375	6130	7615
-------	------	------	------	------

How to Order

CS CSL CG CGL	AB	RT	HOW	PB CHR SN (std)	AD	L C R LR	EL1, EL2 INT - A/B/C OAS - A/B/C MH1SN	H V	L C R LR
series	dimensions	top	bases	metal finish	access door and position	connectivity + orientation + position			

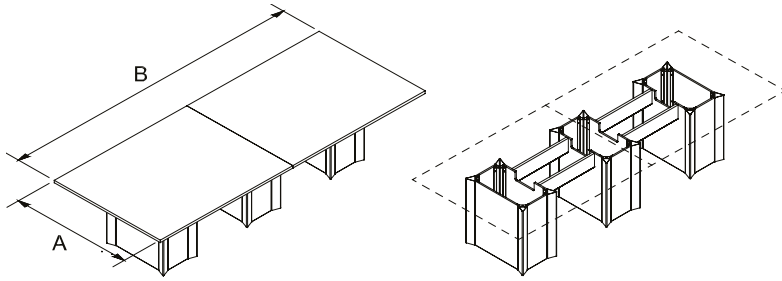
Example

CS	48120	RT	HOW	SN	AD	C	MH1SN	H	C
----	-------	----	-----	----	----	---	-------	---	---

Conference Tables

Rectangular on Howard Bases

THOW



Manufacturing Standards

- Tables delivered disassembled;
- Laminate base with metal corners.

Bases: For the number of bases, see [appendix B](#).

Surfaces: For the number of surfaces and the wood grain direction, see [appendix C](#).

Random wood grain: For tables that have more than one section, it is important to note that the wood grain texture is random and does not match with the adjoining surface.

Access Door: to add one or more access doors to the base(s) add code (AD), \$256 retail per access door.

Options

Connectivity

Specify connectivity on [p. 126](#)



\$646



\$756 \$617



\$714 \$1 126 \$923

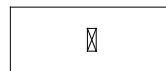


\$2 596 \$3 005 \$2 804

Orientation

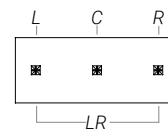


H - Horizontal



V - Vertical

Position



Prices

Dimensions

A B CS CSL CSZ CSZL CG CGL

(SN) Satin nickel or (PB) white base

4884	2498	3122	3303	3926	2973	3617
4896	2535	3232	3456	4151	3079	3798
48120	3376	4255	4526	5403	4052	4967
48144	3455	4478	4831	5858	4263	5331

54120	3407	4375	4699	5668	4167	5174
54144	3485	4620	5039	6172	4401	5577
54168	3566	4865	5377	6674	4632	5982

60168	3654	5079	5664	7090	4835	6322
-------	------	------	------	------	------	------

(CHR) Chrome base

4884	3323	3943	4127	4748	3796	4439
4896	3358	4053	4280	4974	3900	4621
48120	4612	5490	5760	6639	5289	6200
48144	4687	5711	6066	7091	5498	6565

54120	4639	5608	5934	6900	5399	6407
54144	4721	5855	6270	7405	5631	6811
54168	4803	6097	6611	7907	5865	7217

60168	4888	6312	6897	8321	6070	7554
-------	------	------	------	------	------	------

How to Order

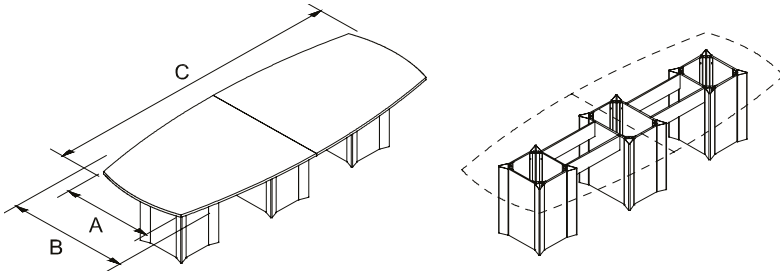
CS	CSL	CSZ	CSZL	CG	CGL	AB	T	HOW	PB CHR SN (std)	AD	L C R LR	EL1, EL2 INT - A/B/C OAS - A/B/C MH1SN	H V	L C R LR
series	dimensions	top	bases	metal finish	access door and position	connectivity + orientation + position								

Example CS 48120 T HOW SN AD C MH1SN H C

Conference Tables

Rounded Boat on Howard Bases

BTRHOW



Manufacturing Standards

- Tables delivered disassembled;
- Laminate base with metal corners.

Bases: For the number of bases, see [appendix B](#).

Surfaces: For the number of surfaces and the wood grain direction, see [appendix C](#).

Random wood grain: For tables that have more than one section, it is important to note that the wood grain texture is random and does not match with the adjoining surface.

Access Door: to add one or more access doors to the base(s) add code (AD), \$256 retail per access door.

Options

Connectivity

Specify connectivity on [p. 126](#)



\$646



\$756 \$617

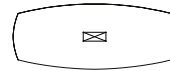


\$714 \$1 126 \$923



\$2 596 \$3 005 \$2 804

Orientation

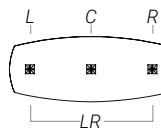


H - Horizontal



V - Vertical

Position



Prices

Dimensions		CS	CSL	CG	CGL
A	B				
(SN) Satin nickel or (PB) white base					
364884		2531	3154	3004	3650
364896		2569	3264	3109	3834
3648120		3471	4355	4148	5065
3648144		3548	4576	4359	5427
<hr/>					
4254120		3499	4473	4259	5271
4254144		3576	4713	4489	5670
4254168		3655	4956	4721	6072
<hr/>					
4860168		3743	5173	4926	6414
<hr/>					
(CHR) Chrome base					
364884		3353	3975	3826	4475
364896		3392	4088	3932	4655
3648120		4704	5588	5381	6298
3648144		4781	5809	5590	6660
<hr/>					
4254120		4731	5705	5492	6504
4254144		4809	5946	5724	6903
4254168		4888	6190	5952	7305
<hr/>					
4860168		4978	6407	6159	7649

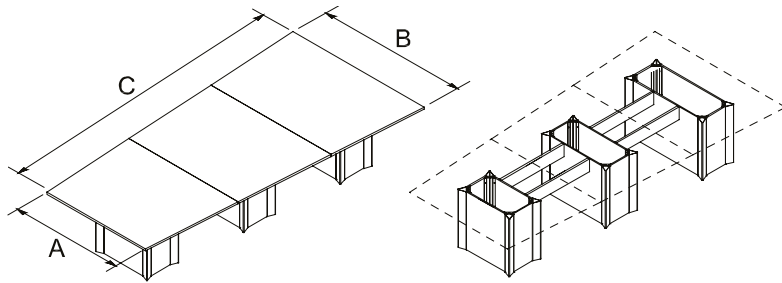
How to Order

CS CSL CG CGL	ABC	BTR	HOW	PB CHR SN (std)	AD	L C R LR	EL1, EL2 INT - A/B/C OAS - A/B/C MH1SN	H V	L C R LR
series	dimensions	top	bases	metal finish	access door and position	connectivity + orientation + position			
Example CS	3648120	BTR	HOW	SN	AD	C	MH1SN	H	C

Conference Tables

Teleconference on Howard Bases

TFHOW



Manufacturing Standards

- Tables delivered disassembled;
- Laminate base with metal corners,
- Reverse wood grain on surfaces.

Bases: For the number of bases, see [appendix B](#).

Surfaces: For the number of surfaces and the wood grain direction, see [appendix C](#).

Random wood grain: For tables that have more than one section, it is important to note that the wood grain texture is random and does not match with the adjoining surface.

Access Door: to add one or more access doors to the base(s) add code (AD), \$256 retail per access door.

Options

Connectivity

Specify connectivity on [p. 126](#)



\$646



\$756 \$617

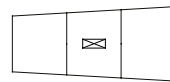


\$714 \$1 126 \$923

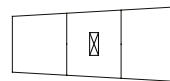


\$2 596 \$3 005 \$2 804

Orientation

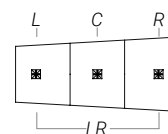


H - Horizontal



V - Vertical

Position



Prices

Dimensions

A B CS CSL CG CGL

(SN) Satin nickel or **(PB)** white base

5472144 3541 4997

5472168 3635 5307

6078192 3838 5875

6078216 4327 6620

(CHR) Chrome base

5472144 4776 6231

5472168 4869 6542

6078192 5070 7109

6078216 5971 8265

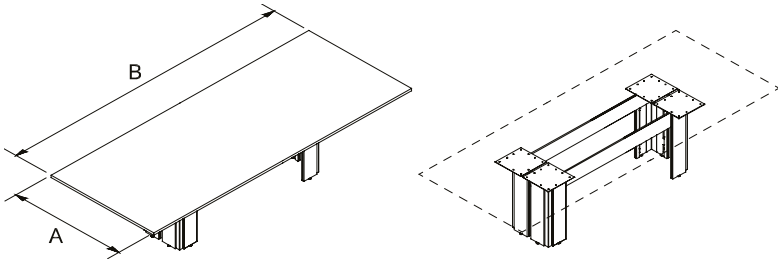
How to Order

CS CSL	ABC	TF	HOW	PB CHR SN (std)	AD	L C R LR	EL1, EL2 INT - A/B/C OAS - A/B/C MH1SN	H V	L C R LR
series	dimensions	top	bases	metal finish	access door and position	connectivity + orientation + position			
Example CS	5472144	TF	HOW	SN	AD	C	MH1SN	H	C

Conference Tables

Rectangular on Wellington Bases

TWEL - 48"



Manufacturing Standards

- Tables delivered disassembled;
- Laminate base with decorative chrome (CHR) inserts;
- Tables longer than 120" have a middle base with a removable panel to provide access to electrical wiring.

Bases: For the number of bases, see [appendix B](#).

Surfaces: For the number of surfaces and the wood grain direction, see [appendix C](#).

Random wood grain: For tables that have more than one section, it is important to note that the wood grain texture is random and does not match with the adjoining surface.

Options

Connectivity
Specify connectivity on [p. 126](#)

\$646 \$756 \$617 \$714

\$1 126 \$923 \$2 596

\$3 005 \$2 804

Orientation

H - Horizontal

V - Vertical

Position

Prices

Dimensions							
A	B	CS	CSL	CSZ	CSZL	CG	CGL
(SN) Satin nickel or (PB) white base							
4884		3763	4447	4564	5251	4235	4943
4896		3798	4557	4718	5474	4340	5123
48120		3967	4875	5117	6024	4643	5584
48144		4043	5095	5420	6473	4852	5947
48168		4176	5379	5786	6988	5123	6374
(CHR) Chrome base							
4884		5156	5841	5959	6644	5628	6336
4896		5193	5949	6111	6869	5733	6517
48120		5360	6269	6509	7417	6036	6977
48144		5436	6488	6815	7867	6246	7341
48168		5571	6774	7180	8381	6517	7768

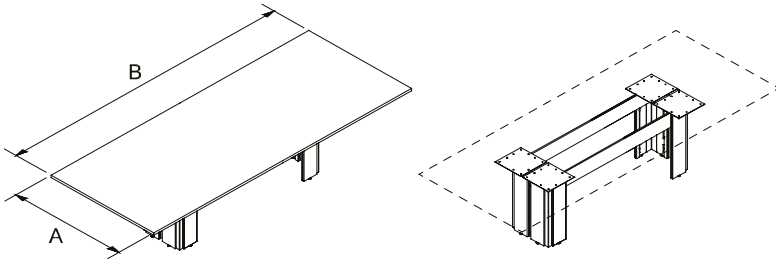
How to Order

CS	CSL	CSZ	CSZL	CG	CGL	AB	SN	PB	CHR	EL1, EL2	INT - A/B/C	OAS - A/B/C	MH1SN	H	V	L	C	R	LR
series	dimensions	top	bases	metal finish	connectivity + orientation + position														
Example	CS	4884	T	WEL	CHR	MH1SN	H	C											

Conference Tables

Rectangular on Wellington Bases

TWEL - 54"



Manufacturing Standards

- Tables delivered disassembled;
- Laminate base with decorative chrome (CHR) inserts;
- Tables longer than 120" have a middle base with a removable panel to provide access to electrical wiring.

Bases: For the number of bases, see [appendix B](#).

Surfaces: For the number of surfaces and the wood grain direction, see [appendix C](#).

Random wood grain: For tables that have more than one section, it is important to note that the wood grain texture is random and does not match with the adjoining surface.

Options

Connectivity
Specify connectivity on [p. 126](#)

Orientation

H - Horizontal
V - Vertical

Position

How to Order

CS	CSL	CSZ	CSZL	CG	CGL	AB	SN	PB	CHR	EL1, EL2	INT - A/B/C	OAS - A/B/C	MH1SN	H	V	L	C	R	LR
series	dimensions	top	bases	metal finish	connectivity + orientation + position														
Example	CS	5484	T	WEL	CHR	MH1SN	H	C											

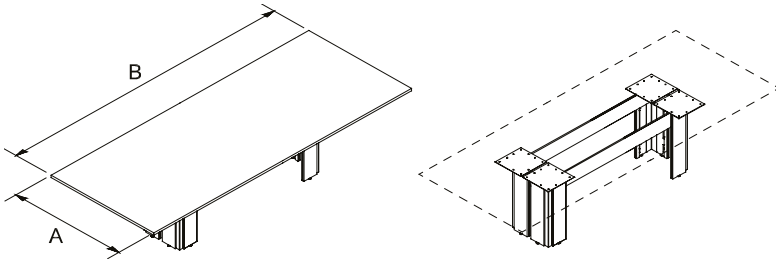
Prices

Dimensions		CS	CSL	CSZ	CSZL	CG	CGL
(SN) Satin nickel or (PB) white base							
5484		3789	4537	4694	5441	4322	5095
5496		3830	4659	4865	5693	4437	5297
54120		4004	5002	5296	6294	4764	5802
54144		4086	5248	5635	6801	4999	6208
54168		4226	5555	6035	7365	5292	6674
(CHR) Chrome base							
5484		5177	5927	6082	6830	5710	6485
5496		5222	6051	6256	7085	5829	6693
54120		5396	6395	6691	7689	6156	7194
54144		5480	6642	7030	8194	6391	7600
54168		5619	6948	7430	8758	6684	8067

Conference Tables

Rectangular on Wellington Bases

TWEL - 60"



Manufacturing Standards

- Tables delivered disassembled;
- Laminate base with decorative chrome (CHR) inserts;
- Tables longer than 120" have a middle base with a removable panel to provide access to electrical wiring.

Bases: For the number of bases, see [appendix B](#).

Surfaces: For the number of surfaces and the wood grain direction, see [appendix C](#).

Random wood grain: For tables that have more than one section, it is important to note that the wood grain texture is random and does not match with the adjoining surface.

Options

Connectivity

Specify connectivity on [p. 126](#)

\$646 \$756 \$617 \$714 \$1 126 \$923 \$2 596 \$3 005 \$2 804

Orientation

H - Horizontal

V - Vertical

Position

How to Order

CS	CSL	CSZ	CSZL	CG	CGL	AB	T	WEL	SN PB CHR	EL1, EL2 INT - A/B/C OAS - A/B/C MH1SN	H V	L C R LR
series	dimensions	top	bases	metal finish	connectivity + orientation + position							
Example	CS	6084	T	WEL	CHR	MH1SN	H	C				

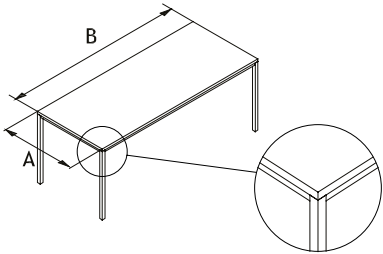
Prices

Dimensions		CS	CSL	CSZ	CSZL	CG	CGL
(SN) Satin nickel or (PB) white base							
6084	3816	4628	4822	5632	4409	5250	
6096	3859	4764	5007	5913	4537	5473	
60120	4043	5131	5478	6568	4888	6020	
60144	4128	5399	5852	7123	5141	6463	
60168	4308	5769	6322	7777	5494	7010	
60192	4492	6134	6787	8432	5843	7555	
60228	4620	6539	7348	9267	6227	8224	
(CHR) Chrome base							
6084	5208	6022	6214	7028	5802	6643	
6096	5253	6155	6402	7305	5929	6867	
60120	5436	6526	6871	7961	6282	7413	
60144	5522	6790	7246	8514	6535	7856	
60168	5702	7161	7713	9172	6888	8402	
60192	5884	7529	8181	9826	7237	8949	
60228	6015	7932	8743	10662	7621	9617	

All Purpose and Occasional Tables

All Purpose Tables

TSTR



Manufacturing Standards

- Delivered disassembled;
- On structural base 1-1/4";
- Can be dismantled;
- Metal legs 1-1/4";
- Height: 29".

Leg color: If choice of leg color is not specified, the standard black (BL) will be used, chrome CHR is available at no extra charge.

Prices

Dimensions					
A	B	ML	MLL	MA	MAL
2430		747	853	813	923
2448		783	963	919	1098
2460		819	1021	972	1180
<hr/>					
3048		801	985	936	1121
3060		836	1040	992	1218
3072		919	1171	1116	1376
3672		946	1239	1180	1486

How to Order

ML MLL MA MAL	A B	TSTR	CHR BL (std)
series	dimensions	product	leg color

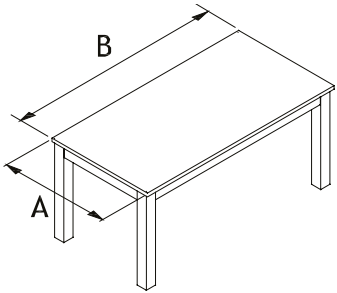
Example ML 2430 TSTR BL

All Purpose and Occasional Tables



All Purpose Tables

TWL



Manufacturing Standards

- Delivered disassembled;
- Rectangular table;
- 1" recessed laminate apron;
- On 3" x 3" wooden legs;
- Can be dismantled;
- Height: 29".

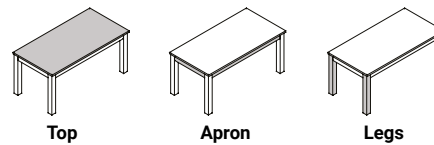
Apron: If not specified, the apron color is the same as the top.

Legs: Available colors: White Wash **WW**, Golden Wheat **GW**, Sand **SD**, Apricot **AT**, Pecan **PN**, Brandy **BR**, Chestnut **CT**, Coffee **CF**, Espresso **ES**, Bordeaux **BO**, Black Wash **BW** and Bark **BK**.

Prices

Dimensions		ML	MLL	MA	MAL
A	B				
3048		658	831	792	970
3060		698	910	868	1089
3072		783	1032	985	1239

Combination of Colors



How to Order

Combination of Colors

ML
MLL
MA
MAL

A B

See the Logiflex Color Guide

		TWL			
--	--	------------	--	--	--

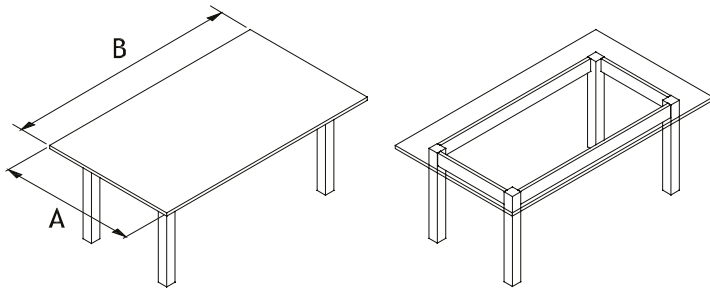
series dimensions product top apron legs

Example	ML	3048	TWL	W	W	WW
----------------	----	------	------------	---	---	----

All Purpose and Occasional Tables

All Purpose Tables

TWLL



Manufacturing Standards

- Delivered disassembled;
- Rectangular table;
- 6" recessed laminate apron;
- On 3" x 3" wooden legs;
- Can be dismantled;
- Height: 29".

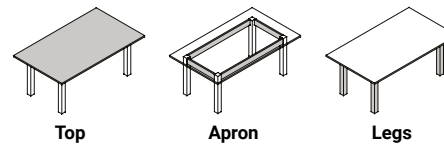
Apron: If not specified, the apron color is the same as the top.

Legs: Available colors: White Wash **WW**, Golden Wheat **GW**, Sand **SD**, Apricot **AT**, Pecan **PN**, Brandy **BR**, Chestnut **CT**, Coffee **CF**, Espresso **ES**, Bordeaux **BO**, Black Wash **BW** and Bark **BK**.

Prices

Dimensions		OS	OSL	OSZ	OSZL	OG	OGL
A	B						
4260		769	1192	1341	1766	972	1553
4272		867	1366	1556	2053	-	-
4284		1015	1599	1818	2400	-	-

Combination of Colors



How to Order

OS
OSL
OG
OGL
OSZ
OSZL

Combination of Colors

See the Logiflex Color Guide

A B		TWLL			

series dimensions product top apron legs

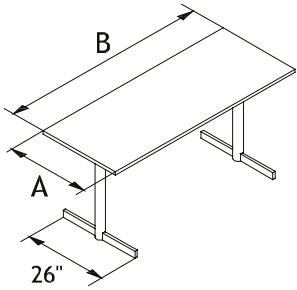
Example	OS	4260	TWLL	W	W	WW
----------------	----	------	------	---	---	----

All Purpose and Occasional Tables



All Purpose Tables

TMT



Manufacturing Standards

- Delivered disassembled;
- On metal T legs;
- Stiffener (RSTF) included for 72" tables;
- Height: 29".

Leg color: If choice of leg color is not specified, the standard black (BL) will be used, chrome CHR is available at no extra charge.

Prices

Dimensions					
A	B	ML	MLL	MA	MAL
3048		702	875	836	1014
3060		742	954	912	1133
3072		783	1032	985	1239

How to Order

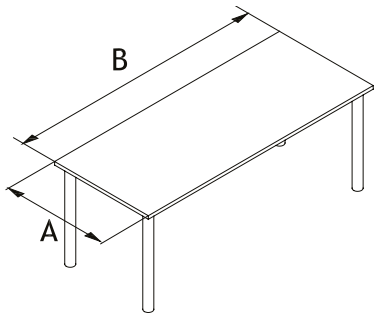
ML MLL MA MAL	A B	TMT	CHR BL (std)
series	dimensions	product	leg color

Example ML 3048 TMT BL

All Purpose and Occasional Tables

All Purpose Tables

T4



Manufacturing Standards

- Delivered disassembled;
- Rectangular table;
- Four 2-1/2" round metal legs;
- Stiffener (RSTF) included for 60" tables;
- Height: 29".

Leg color: If choice of leg color is not specified, the standard black (BL) will be used, satin nickel (SN) is available at no extra charge.

Prices

Dimensions					
A	B	ML	MLL	MA	MAL
2442		483	637	585	746
2448		503	678	620	799
2460		538	751	687	900
<hr/>					
3042		521	708	649	842
3048		538	751	687	896
3060		593	857	777	1050

How to Order

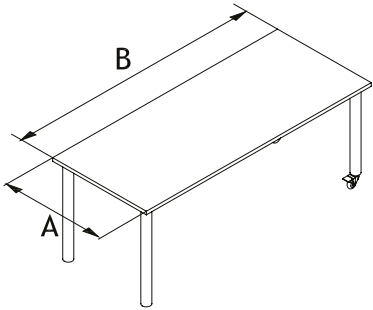
ML MLL MA MAL	A B	T4	SN BL (std)
series	dimensions	product	leg color

Example ML 2442 T4 BL

All Purpose and Occasional Tables

All Purpose Tables

WT



Manufacturing Standards

- Delivered disassembled;
- Rectangular table;
- Four 2-1/2" round black metal legs;
- 2 legs with casters;
- Stiffener (RSTF) included for tables 60" or longer;
- Height: 29".

Leg color: If choice of leg color is not specified, the standard black (BL) will be used, satin nickel (SN) is available at no extra charge.

Prices

Dimensions					
A	B	ML	MLL	MA	MAL
2448		801	993	922	1118
2460		839	1070	989	1225
3042		819	1026	950	1160
3048		839	1070	989	1225
3060		896	1173	1082	1368

How to Order

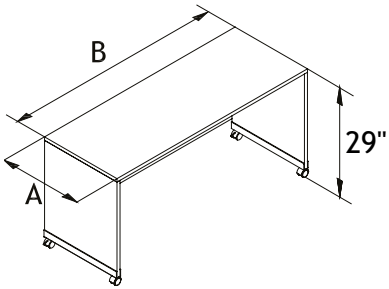
ML MLL MA MAL	A B	WT	SN BL (std)
series	dimensions	product	leg color

Example ML 2448 WT BL

All Purpose and Occasional Tables

All Purpose Tables

TW



Manufacturing Standards

- Delivered disassembled;
 - Mobile typing desk;
 - Black metal base;
 - On wheels (including 2 locking casters);
 - Height: 29".
- Modesty:** If choice of modesty is not specified, the standard (FM) will be used, PM and SM modesties are available at no extra charge.

Options

Modesty

PM Standard 10" high
SM 18-1/2" high
FM Full height

Grommet Position

Grommet Style

\$0 \$26 ea.

Prices

Dimensions		ML	MLL	MA	MAL
A	B				
1836		386	479	454	547
1842		405	513	489	607
2436		436	553	527	634
2442		471	595	567	692
2448		510	654	623	775

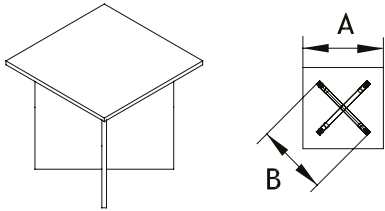
How to Order

ML MLL MA MAL	A B	H29	TW	PM SM FM (std)	GRC GRL GRR GLR	CAPF CBPF CCPF ELPF (std)
series	dimensions	height	product	modesty	grommet position	grommet style
Example ML	2436	H29	TW	FM	GRC	ELPF

All Purpose and Occasional Tables

All Purpose Tables

TCX



Manufacturing Standards

- Delivered disassembled;
- Square table on laminate cross base;
- Height: 29".

Prices

Dimensions					
A	B	ML	MLL	MA	MAL
3030		523	654	623	753
3636		583	769	733	794
4242		638	879	837	996
4848		721	1034	987	1288
5454		907	1298	1236	1647
6060		987	1463	1394	1854

How to Order

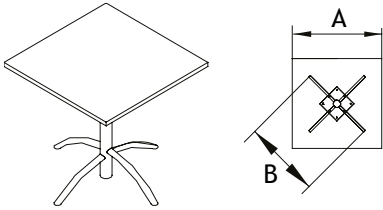
ML MLL MA MAL	A	TC	X	B
series	top dimension	product	base	dimension

Example ML 30 TC X 30

All Purpose and Occasional Tables

All Purpose Tables

TCMXLX



Manufacturing Standards

- Delivered disassembled;
- Square table on metal Deluxe cross base;
- Height: 29".

Leg color: If choice of leg color is not specified, the standard black (BL) will be used, satin nickel (SN) is available at no extra charge.

Prices

Dimensions		ML	MLL	MA	MAL
A	B				
3030		863	1013	965	1112
3636		872	1068	1015	1149
4236		877	1122	1070	1323

How to Order

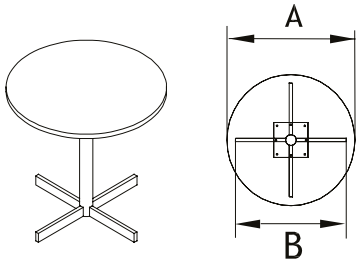
ML MLL MA MAL	A			B	SN BL (std)
series	top dimension	product	base	dimension	leg color

Example ML 30 TC MXLX 30 BL

All Purpose and Occasional Tables

All Purpose Tables

TRMX



Manufacturing Standards

- Delivered disassembled;
- Round table on metal cross base;
- Height: 29".

Leg color: If choice of leg color is not specified, the standard black (BL) will be used, Chrome (CHR) is available at no extra charge.

Prices

Dimensions					
A	B	ML	MLL	MA	MAL
3026		667	797	761	897
3630		725	897	857	1044
4236		739	963	919	1160

How to Order

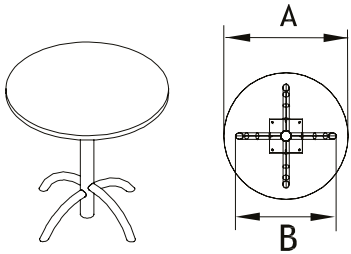
ML MLL MA MAL	A	TR	MX	B	CHR BL (std)
series	top dimension	product	base	base dimension	leg color

Example ML 30 TR MX 26 BL

All Purpose and Occasional Tables

All Purpose Tables

TRMXLX



Manufacturing Standards

- Delivered disassembled;
- Round table on metal Deluxe cross base;
- Height: 29".

Leg color: If choice of leg color is not specified, the standard black (BL) will be used, satin nickel (SN) is available at no extra charge.

Prices

Dimensions					
A	B	ML	MLL	MA	MAL
3024		865	1021	972	1119
3630		884	1071	1017	1156
4236		930	1168	1114	1363

How to Order

ML MLL MA MAL	A			B	SN BL (std)
series	top dimension	TR	MXLX	base dimension	leg color

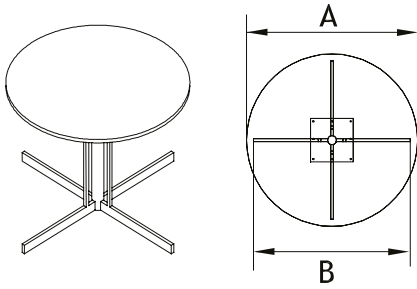
Example ML 30 TR MXLX 24 BL

All Purpose and Occasional Tables



All Purpose Tables

TRMXH



Manufacturing Standards

- Delivered disassembled;
- Round table on Heavy Duty metal Deluxe cross base;
- Height: 29".

Available in black (BL) only.

Prices

Dimensions					
A	B	ML	MLL	MA	MAL
4844		792	1089	1037	1338
5444		896	1259	1200	1577
6044		972	1415	1348	1833

How to Order

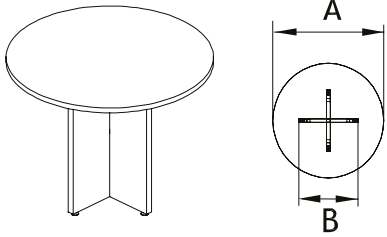
ML MLL MA MAL	A			B	
		TR	MXH	44	BL
series	top dimension	product	base	base dimension	leg color

Example ML 48 TR MXH 44 BL

All Purpose and Occasional Tables

All Purpose Tables

TRX



Manufacturing Standards

- Delivered disassembled;
- Round table on laminate cross base;
- Height: 29".

Prices

Dimensions					
A	B	ML	MLL	MA	MAL
3016		527	700	667	798
3620		585	753	717	895
4224		645	924	880	1116
4830		708	1082	1030	1328
5433		755	1226	1167	1539
6036		819	1383	1318	1771

How to Order

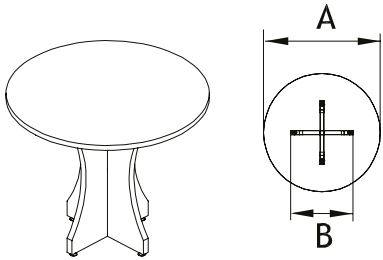
	ML MLL MA MAL	A	TR	X	B
	series	top dimension	product	base	base dimensions

Example ML 30 TR X 16

All Purpose and Occasional Tables

All Purpose Tables

TRXCV



Manufacturing Standards

- Delivered disassembled;
- Round table on concave laminate cross base;
- Height: 29".

Prices

Dimensions					
A	B	ML	MLL	MA	MAL
3016		495	769	733	867
3620		680	831	792	914
4224		739	940	896	1129
4830		801	1070	1016	1318
5433		851	1200	1142	1577
6036		919	1348	1284	1739

How to Order

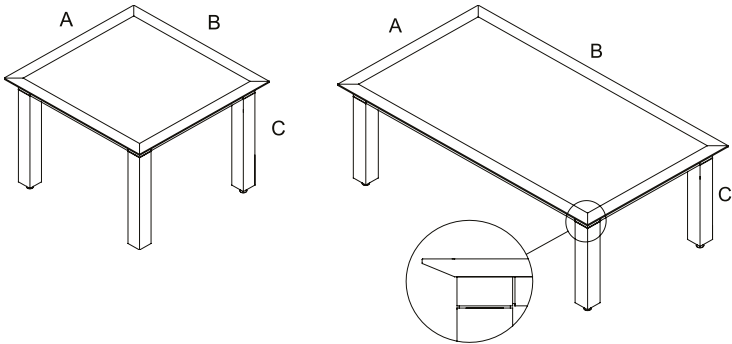
	ML MLL MA MAL	A	TR	XCV	B
	series	top dimension	product	base	base dimensions

Example ML 30 TR XCV 16

All Purpose and Occasional Tables

Flint

UTFBW



Manufacturing Standards

- MDF top with wood veneer and knife edge;
- Wood base.

Wood finishes: Available colors: White Wash **WW**, Golden Wheat **GW**, Sand **SD**, Apricot **AT**, Pecan **PN**, Brandy **BR**, Chestnut **CT**, Coffee **CF**, Espresso **ES**, Bordeaux **BO**, Black Wash **BW** and Bark **BK**.

Prices

Dimensions	
A	B C
242418	835
303018	1014
242424	897
303024	1063
306018	1689
307218	1838

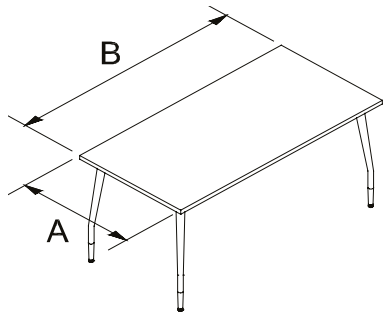
How to Order

A B C		See the Logiflex color chart			
MDFB	UTFBW	top color	base color		
series	dimensions	code			
Example	MDFB	242418	UTFBW	GW	GW

All Purpose and Occasional Tables

Rectangular Hatley Tables

THAT



Manufacturing Standards

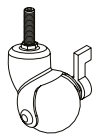
- Delivered disassembled;
- Rectangular table on 4 metal tapered legs with wood insert;
- Stiffener (RSTF) included for 60" tables;
- Height: 29".

Wood finishes: Available colors: White Wash **WW**, Golden Wheat **GW**, Sand **SD**, Apricot **AT**, Pecan **PN**, Brandy **BR**, Chestnut **CT**, Coffee **CF**, Espresso **ES**, Bordeaux **BO**, Black Wash **BW** and Bark **BK**.

Optional locking casters:
 2 locking casters (WF2)
 4 locking casters (WF4)

Options

Casters



WF
 \$36 ea.

Prices

Dimensions					
A	B	OS	OSL	OSZ	OSZL
2430		677	798	819	942
2436		685	824	857	996
2442		692	852	895	1051
2448		699	877	928	1106
2454		707	901	965	1160
2460		713	927	1001	1213
3036		695	863	910	1077
3042		704	895	954	1146
3048		712	926	1000	1212
3054		720	956	1044	1279
3060		733	990	1090	1348

How to Order

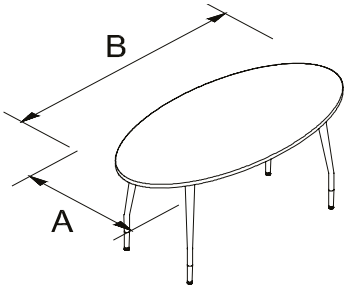
OS OSL OSZ OSZL	A B	THAT	BL SN CHR (std)	WF2 WF4
		THAT		
series	dimensions	product	metal finish	locking casters

Example OS 2460 **THAT** CHR

All Purpose and Occasional Tables

Elliptical Hatley Tables

ELHAT



Manufacturing Standards

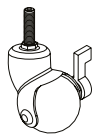
- Delivered disassembled;
- Oval table on 4 metal tapered legs with wood insert;
- Stiffener (RSTF) included for tables 60" or longer;
- Height: 29".

Wood finishes: Available colors: White Wash **WW**, Golden Wheat **GW**, Sand **SD**, Apricot **AT**, Pecan **PN**, Brandy **BR**, Chestnut **CT**, Coffee **CF**, Espresso **ES**, Bordeaux **BO**, Black Wash **BW** and Bark **BK**.

Optional locking casters:
 2 locking casters (WF2)
 4 locking casters (WF4)

Options

Casters



WF
 \$36 ea.

Prices

Dimensions		
A	B	
2460	773	990
2466	783	1015
2472	790	1040
3054	783	1021
3060	792	1051
3066	799	1085
3072	811	1117

How to Order

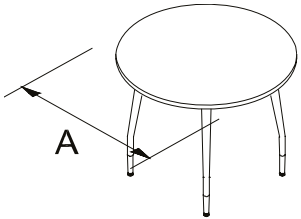
OS OSL	A B	ELHAT	BL SN CHR (std)	WF2 WF4
series	dimensions	product	metal finish	locking casters

Example OS 2460 ELHAT CHR

All Purpose and Occasional Tables

Circular Hatley Tables

TRHAT



Manufacturing Standards

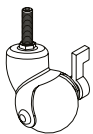
- Delivered disassembled;
- Round table on 4 metal tapered legs with wood insert;
- Height: 29".

Wood finishes: Available colors: White Wash **WW**, Golden Wheat **GW**, Sand **SD**, Apricot **AT**, Pecan **PN**, Brandy **BR**, Chestnut **CT**, Coffee **CF**, Espresso **ES**, Bordeaux **BO**, Black Wash **BW** and Bark **BK**.

Optional locking casters:
 2 locking casters (WF2)
 4 locking casters (WF4)

Options

Casters



WF
\$36 ea.

Prices

Dimensions				
A	OS	OSL	OSZ	OSZL
30	746	895	924	1073
36	765	963	1024	1222
42	788	1044	1140	1395

How to Order

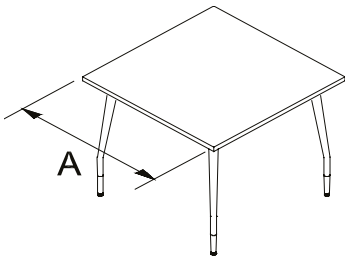
OS OSL OSZ OSZL	A	TRHAT	BL SN CHR (std)	WF2 WF4
series	dimensions	product	metal finish	locking casters

Example OS 30 TRHAT CHR

All Purpose and Occasional Tables

Square Hatley Tables

TCHAT



Manufacturing Standards

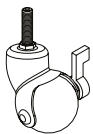
- Delivered disassembled;
- Square table on 4 metal tapered legs with wood insert;
- Height: 29".

Wood finishes: Available colors: White Wash **WW**, Golden Wheat **GW**, Sand **SD**, Apricot **AT**, Pecan **PN**, Brandy **BR**, Chestnut **CT**, Coffee **CF**, Espresso **ES**, Bordeaux **BO**, Black Wash **BW** and Bark **BK**.

Optional locking casters:
 2 locking casters (WF2)
 4 locking casters (WF4)

Options

Casters



WF
 \$36 ea.

Prices

Dimensions				
A	OS	OSL	OSZ	OSZL
30	684	827	863	1007
36	701	897	960	1154
42	726	980	1076	1330

How to Order

OS OSL OSZ OSZL	A	TCHAT	BL SN CHR (std)	WF2 WF4
series	dimensions	product	metal finish	locking casters

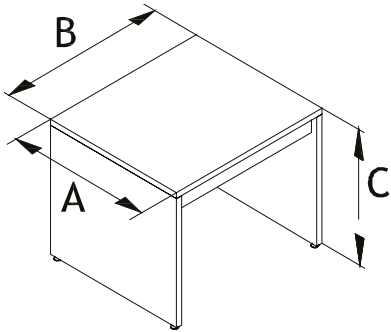
Example OS 30 TCHAT CHR

All Purpose and Occasional Tables



Table 19

T19



Manufacturing Standards

- 3" high laminate skirt;
- Height: 19"

Prices

Dimensions						
A	B	C	ML	MLL	MA	MAL
1818	19		286	338	318	376
2020	19		301	368	344	410
2424	19		320	486	378	470
3030	19		415	551	508	649

How to Order

ML MLL MA MAL	AB	T	C
series	dimensions	product	height

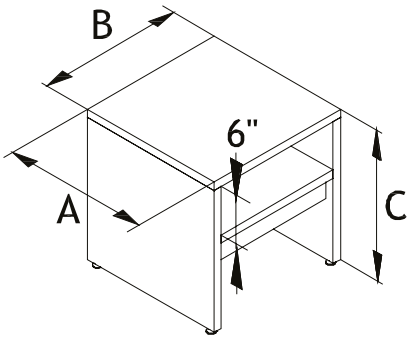
Example ML 2020 T 19

All Purpose and Occasional Tables



Table 19

TTS19



Manufacturing Standards

- 3" high laminate skirt;
- 1 fixed shelf;
- Height: 19"

Prices

Dimensions						
A	B	C	ML	MLL	MA	MAL
1818	19		293	350	328	384
2020	19		331	400	374	442
2424	19		350	441	408	504
3030	19		489	631	581	729

How to Order

ML MLL MA MAL	AB	TTS	C
series	dimensions	product	height

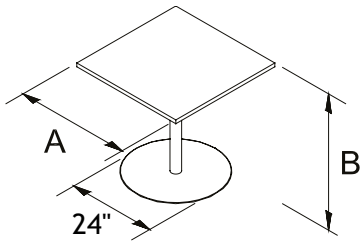
Example ML 2020 TTS 19

All Purpose and Occasional Tables



Square Magog Tables

TCMAG



Manufacturing Standards

- Delivered disassembled;
- Laminate surface;
- 24" circular base with metal glides.

Metal finishes available in satin nickel (SN), white (WH), black (BL) and chrome (CHR).

Prices

Dimensions						
A	B	OS	OSL	OSZ	OSZL	OG OGL
(SN) Satin nickel, white (WH) or (BL) black base						
2420		767	877	863	972	835 948
3020		780	930	901	1050	884 1040
3220		785	951	911	1077	906 1077
<hr/>						
2429		773	882	911	1024	840 953
3029		786	938	960	1112	894 1046
3229		793	956	977	1141	910 1084
<hr/>						
2436		778	889	949	1056	845 960
3036		793	946	1008	1153	900 1051
3236		798	961	1030	1195	916 1089
<hr/>						
2442		786	897	989	1096	855 967
3042		799	951	1051	1203	906 1063
(CHR) Chrome base						
2420		1086	1212	1182	1309	1171 1302
3020		1101	1278	1222	1398	1234 1415
3220		1112	1306	1239	1433	1259 1460
<hr/>						
2429		1092	1220	1239	1365	1177 1308
3029		1112	1285	1284	1458	1241 1423
3229		1118	1313	1294	1496	1266 1470
<hr/>						
2436		1098	1229	1272	1397	1185 1316
3036		1122	1294	1328	1505	1248 1430
3236		1125	1319	1347	1552	1273 1478
<hr/>						
2442		1112	1236	1313	1439	1195 1325
3042		1127	1306	1379	1558	1259 1443

How to Order

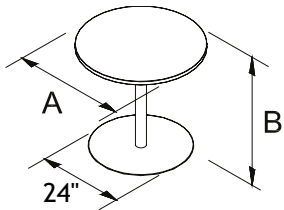
OS	OSL	OSZ	OSZL	OG	OGL	A	TC	MAG	WH	CHR	BL	SN (std)	B
series	top dimension	top	product	metal finish	height								
Example	OS	24	TC	MAG	SN	20							

All Purpose and Occasional Tables



Circular Magog Tables

TRMAG



Manufacturing Standards

- Delivered disassembled;
- Laminate surface;
- 24" circular base with metal glides.

Metal finishes available in satin nickel (SN), white (WH), black (BL) and chrome (CHR).

Prices

(SN) Satin nickel, white (WH) or (BL) black base

Dimensions		OS	OSL	OSZ	OSZL	OG	OGL
A	B						
2420		817	928	911	1026	883	1000
3020		832	986	952	1103	938	1093
3220		836	1002	962	1129	954	1129
3620		845	1049	991	1193	999	1209
<hr/>							
2429		823	936	962	1075	891	1006
3029		837	990	1010	1163	942	1098
3229		840	1009	1028	1195	961	1137
3629		853	1055	1059	1262	1005	1213
<hr/>							
2436		831	944	995	1106	899	1010
3036		842	994	1054	1205	948	1105
3236		844	1015	1079	1247	967	1146
3636		858	1061	1125	1325	1009	1218
<hr/>							
2442		837	950	1037	1150	904	1021
3042		851	1002	1099	1254	954	1116

(CHR) Chrome base

2420		1148	1277	1243	1371	1232	1365
3020		1167	1345	1286	1465	1298	1481
3220		1171	1370	1298	1498	1322	1525
3620		1185	1427	1328	1569	1374	1621
<hr/>							
2429		1156	1285	1297	1427	1241	1373
3029		1173	1350	1347	1525	1306	1489
3229		1181	1377	1365	1562	1329	1534
3629		1192	1433	1399	1640	1382	1631
<hr/>							
2436		1167	1297	1329	1456	1250	1382
3036		1181	1358	1390	1567	1314	1496
3236		1190	1383	1416	1614	1339	1541
3636		1199	1439	1462	1702	1390	1639
<hr/>							
2442		1173	1305	1374	1505	1258	1393
3042		1191	1370	1442	1621	1322	1511

How to Order

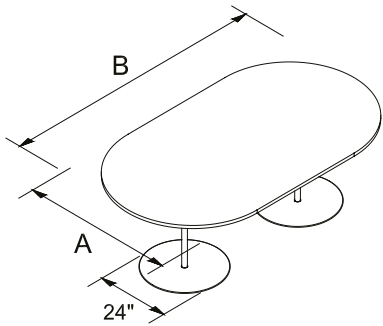
OS	OSL	OSZ	OSZL	OG	OGL	A	TR	MAG	WH	CHR	BL	SN (std)	B
series	top dimensions		top	product	metal finish	height							

Example OS 24 TR MAG SN 20

All Purpose and Occasional Tables

Racetrack Magog Tables

RTMAG



Manufacturing Standards

- Delivered disassembled;
- Laminate surface;
- 24" circular base with metal glides;
- Stiffener (RSTF) for tables 92" or longer;
- Height: 29".

Metal finishes available in satin nickel (SN), white (WH), black (BL) and chrome (CHR).

Prices

Dimensions				
A	B	OS	OSL	OGL
(SN) Satin nickel, white (WH) or (BL) black base				
3672	1461	1855	1768	2176
3684	1479	1925	-	-
3696	1492	1972	-	-
(CHR) Chrome base				
3672	2081	2552	2462	2947
3684	2103	2642	-	-
3696	2119	2699	-	-
4272	2102	2639	-	-
4284	2126	2739	-	-
4296	2142	2809	-	-

How to Order

OS OSL OG OGL	AB	RT	MAG	WH CHR BL SN (std)
series	dimensions	code	product	metal finish

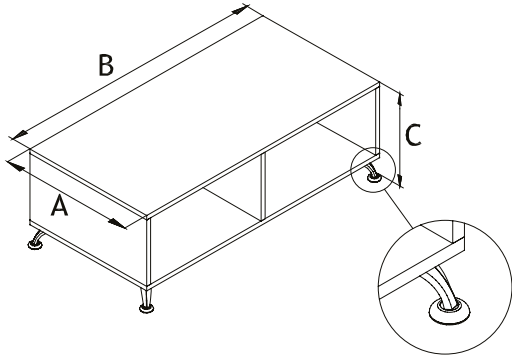
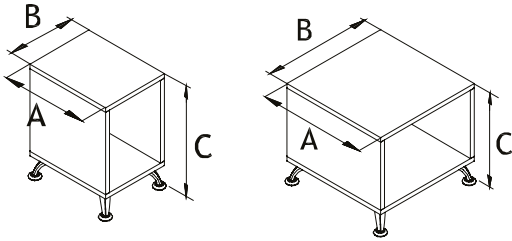
Example OS 3672 RT MAG SN

All Purpose and Occasional Tables

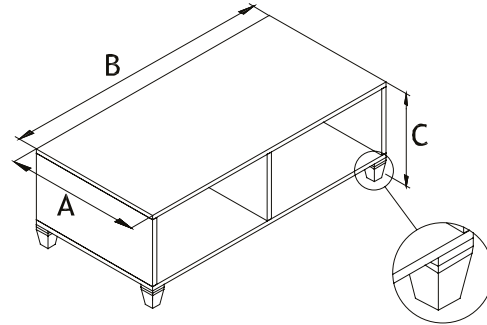
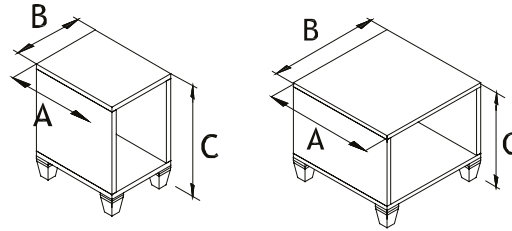


Manhattan

UTPM



UTWL



Manufacturing Standards

- Hospitality table on metal legs PM (brushed nickel finish) and WL (3" X 3" wooden legs);
- Without back panel: open on both sides.

Metal Legs: Brushed nickel finish only.

Wood Legs: Available colors: White Wash **WW**, Golden Wheat **GW**, Sand **SD**, Apricot **AT**, Pecan **PN**, Brandy **BR**, Chestnut **CT**, Coffee **CF**, Espresso **ES**, Bordeaux **BO**, Black Wash **BW** and Bark **BK**.

Prices

Dimensions		
A	B	C
181421	MA	MAL
242418	1006	1119
303018	1093	1243
306018	1248	1499
307218	1411	1712

How to Order

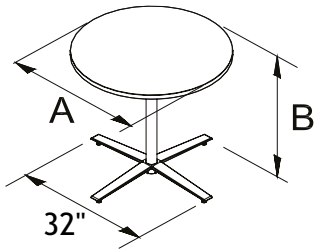
MA MAL	A B C	UT	WL PM
series	dimensions	product	legs

Example MA 242418 UT PM

All Purpose and Occasional Tables

Circular Orford Tables

TRORF4



Manufacturing Standards

- Delivered disassembled;
- Circular surface;
- 4-point aluminum base.

Metal finishes available in satin nickel (SN), black (BL) and chrome (CHR).

Prices

Dimensions				
A	B	OS	OSL	OSZ OSZL
(SN) Satin nickel or Black (BL) base				
3020		936	1092	1056 1212
3220		941	1116	1070 1242
<hr/>				
3029		936	1092	1111 1266
(CHR) Chrome base				
3020		1855	2013	1976 2135
3220		1859	2032	1988 2160
<hr/>				
3029		1855	2013	2030 2187

How to Order

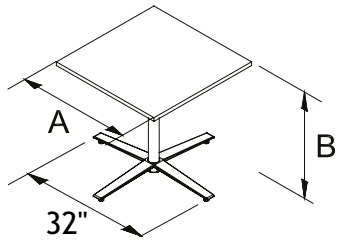
OS OSL OSZ OSZL	A	TRORF4	CHR BL SN (std)	B
series	top dimension	product	metal finish	height

Example OS 30 TRORF4 SN 20

All Purpose and Occasional Tables

Square Orford Tables

TCORF4



Manufacturing Standards

- Delivered disassembled;
- Square surface;
- 4-point aluminum base.

Metal finishes available in satin nickel (SN), black (BL) and chrome (CHR).

Prices

Dimensions					
A	B	OS	OSL	OSZ	OSZL
(SN) Satin nickel or Black (BL) base					
3020		876	1031	954	1124
3220		889	1044	1009	1055
3029		903	1058	1041	1199
(CHR) Chrome base					
3020		1792	1948	1872	2028
3220		1808	1962	1926	2082
3029		1823	1978	1961	2117

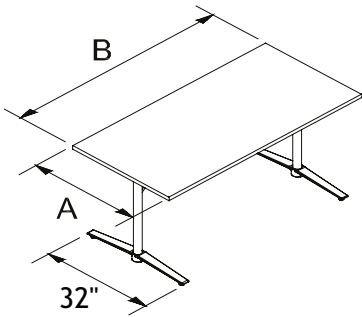
How to Order

	OS OSL OSZ OSZL	A	CHR BL SN (std)	B
			TCORF4	
series		top dimension	product	metal finish
Example	OS	30	TCORF4	SN
				height
				20

All Purpose and Occasional Tables

Rectangular Orford Tables

TORF2



Manufacturing Standards

- Delivered disassembled;
- Rectangular surface;
- 2-point aluminum base;
- Height: 29".

Metal finishes available in satin nickel (SN), black (BL) and chrome (CHR).

Prices

Dimensions				
A	B	OS	OSL	OSZ OSZL
(SN) Satin nickel, Black or (BL) base				
3242		1247	1463	1498 1498
3248		1253	1493	1538 1779
3254		1259	1523	1581 1845
3260		1327	1615	1688 1974
3266		1337	1647	1731 2042
(CHR) Chrome base				
3242		2539	2759	2792 3010
3248		2547	2786	2836 3074
3254		2554	2817	2876 3199
3260		2621	2907	2981 3269
3266		2632	2942	3026 3337

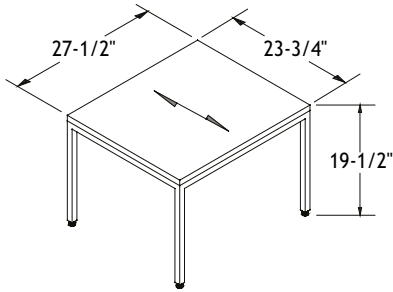
How to Order

	OS OSL OSZ OSZL	A B	T	ORF2	CHR BL SN (std)
	series	dimensions	top	product	metal finish
Example	OS	3266	T	ORF2	SN

All Purpose and Occasional Tables

Slim Small Coffee Table

SL1T



Manufacturing Standards

- 1" rectangular laminate top;
- Table frame base with four 18" high legs in 1" square welded steel profile.
- On white nylon levelers;
- Height: 19.5".

Metal finishes available in satin nickel (SN) and black (BL).

Prices

Code	
SL1T	495

How to Order

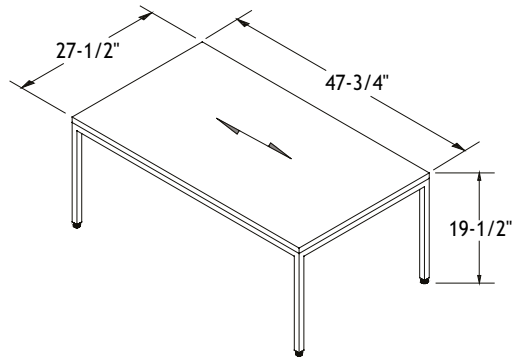
		BL SN (std)
OS	SL1T	
series	code	metal finish (Appx. A)

Example OS SL1T SN

All Purpose and Occasional Tables

Slim Large Coffee Table

SL2T



Manufacturing Standards

- 1" rectangular laminate top;
- Table frame base with four 18" high legs in 1" square welded steel profile.
- On white nylon levelers;
- Height: 19.5".

Metal finishes available in satin nickel (SN) and black (BL).

Prices

Code	
SL2T	608

How to Order

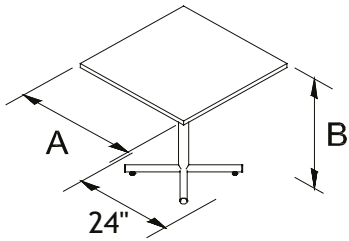
OS	SL2T	BL SN (std)
series	code	metal finish (Appx. A)

Example OS SL2T SN

All Purpose and Occasional Tables

Square Stanstead Tables

TCSTA424



Manufacturing Standards

- Delivered disassembled;
- Square laminate surface;
- 1-1/2" tubular metal leg with 4-point base.

Metal finishes available in satin nickel (SN), white (PB) and chrome (CHR).

Prices

Dimensions				
A	B	OS	OSL	OSZ OSZL
(SN) Satin nickel or (PB) white base				
2420		564	659	657 756
2429		569	668	708 811
(CHR) Chrome base				
2420		832	949	927 1044
2429		842	960	986 1098

How to Order

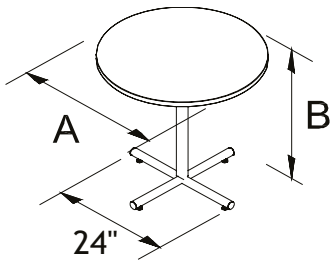
OS OSL OSZ OSZL	A	TC	STA424	CHR PB SN (std)	B
series	dimensions	top	product	metal finish	height

Example OS 24 TC STA424 SN 20

All Purpose and Occasional Tables

Circular Stanstead Tables

TRSTA424



Manufacturing Standards

- Delivered disassembled;
- Circular laminate surface;
- 1-1/2" tubular metal leg with 4-point base.

Metal finishes available in satin nickel (SN), white (PB) and chrome (CHR).

Prices

Dimensions				
A	B	OS	OSL	OSZ OSZL
(SN) Satin nickel or (PB) white base				
2420		612	713	708 812
2429		618	720	757 860
(CHR) Chrome base				
2420		896	1013	991 1111
2429		906	1026	1045 1164

How to Order

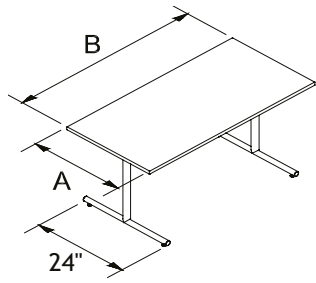
OS OSL OSZ OSZL	A	TR	STA424	CHR PB SN (std)	B
series	dimensions	top	product	metal finish	height

Example OS 24 TR STA424 SN 20

All Purpose and Occasional Tables

Rectangular Stanstead Tables

TSTA224



Manufacturing Standards

- Delivered disassembled;
- Rectangular laminate surface;
- 1-1/2" tubular metal leg;
- Height: 29".

Metal finishes available in satin nickel (SN), white (PB) and chrome (CHR).

Prices

Dimensions				
A	B	OS	OSL	OSZ OSZL
(SN) Satin nickel or (PB) white base				
2436		772	919	946 1089
2442		777	941	980 1142
2448		785	966	1014 1198
2454		792	990	1049 1248
2460		863	1084	1149 1370
(CHR) Chrome base				
2436		1214	1388	1389 1560
2442		1222	1415	1424 1616
2448		1230	1446	1458 1677
2454		1239	1475	1496 1733
2460		1325	1590	1613 1876

How to Order

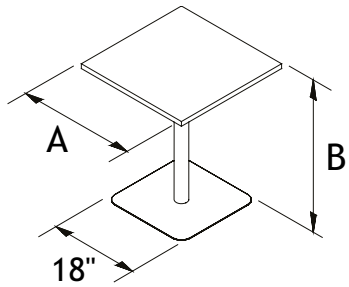
OS OSL OSZ OSZL	AB	T	STA224	CHR PB SN (std)
series	dimensions	top	product	metal finish

Example OS 2436 T STA224 SN

All Purpose and Occasional Tables

Square Lennox Tables

TCLEN



Manufacturing Standards

- Delivered disassembled;
- Laminate surface;
- 18" square base with metal glides.

Metal finishes available in satin nickel (SN), white (WH), black (BL) and chrome (CHR).

Prices

Dimensions		OS	OSL	OSZ	OSZL	OG	OGL
A	B						
(SN) Satin nickel, white (WH) or (BL) black base							
1820		752	823	823	896	784	855
2420		767	877	863	972	835	948
3020		780	930	901	1050	884	1040
1829		758	830	864	935	790	861
2429		773	882	911	1024	840	953
3029		786	938	960	1112	894	1046
1836		767	834	898	969	795	869
2436		778	889	954	1066	845	960
3036		793	946	1009	1166	900	1051
1842		774	841	924	991	801	874
2442		786	897	989	1096	855	967
3042		799	951	1051	1203	906	1063
(CHR) Chrome base							
1820		1072	1149	1140	1220	1110	1188
2420		1086	1212	1182	1309	1171	1302
3020		1101	1278	1222	1398	1234	1415
1829		1074	1154	1192	1271	1115	1193
2429		1092	1220	1239	1365	1177	1308
3029		1112	1285	1284	1458	1241	1423
1836		1076	1161	1216	1293	1119	1199
2436		1098	1229	1273	1399	1185	1316
3036		1122	1294	1332	1513	1248	1430
1842		1096	1166	1244	1320	1130	1208
2442		1112	1236	1313	1439	1195	1325
3042		1127	1306	1379	1558	1259	1443

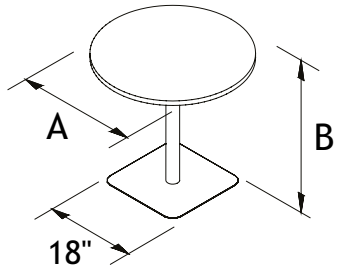
How to Order

OS	OSL	OSZ	OSZL	OG	OGL	A	TC	LEN	WH	CHR	BL	SN (std)	B
series	top dimension	top	product	metal finish	height								
Example OS	24	TC	LEN	SN	20								

All Purpose and Occasional Tables

Circular Lennox Tables

TRLEN



Manufacturing Standards

- Delivered disassembled;
- Laminate surface;
- 18" square base with metal glides.

Metal finishes available in satin nickel (SN), white (WH), black (BL) and chrome (CHR).

Prices

Dimensions		OS	OSL	OSZ	OSZL	OG	OGL
A	B						
(SN) Satin nickel, white (WH) or (BL) black base							
1820	802	874	873	947	832	907	
2420	817	928	911	1026	883	1000	
3020	832	986	952	1103	938	1093	
1829	811	882	914	988	840	911	
2429	823	936	962	1075	891	1006	
3029	837	990	1010	1163	942	1098	
1836	816	894	942	1016	852	918	
2436	831	944	998	1115	899	1010	
3036	842	994	1054	1205	948	1105	
1842	824	897	975	1045	855	928	
2442	837	950	1037	1150	904	1021	
3042	851	1002	1099	1254	954	1116	
(CHR) Chrome base							
1820	1127	1208	1199	1279	1166	1248	
2420	1148	1277	1243	1371	1232	1365	
3020	1167	1345	1286	1465	1298	1481	
1829	1141	1221	1246	1325	1175	1258	
2429	1156	1285	1297	1427	1241	1373	
3029	1173	1350	1347	1525	1306	1489	
1836	1154	1236	1274	1357	1188	1269	
2436	1167	1297	1330	1463	1250	1382	
3036	1181	1358	1389	1569	1314	1496	
1842	1156	1238	1308	1389	1195	1277	
2442	1173	1305	1374	1505	1258	1393	
3042	1191	1370	1442	1621	1322	1511	

How to Order

OS	OSL	OSZ	OSZL	OG	OGL	A	TR	LEN	WH	CHR	BL	SN (std)	B
series	top dimensions		top	product	metal finish	height							
OS	24		TR	LEN	SN	20							

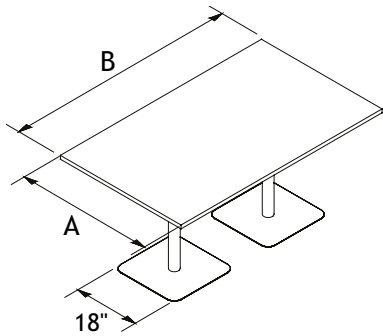
Example OS 24 TR LEN SN 20

All Purpose and Occasional Tables



Rectangular Lennox Tables

TLEN



Manufacturing Standards

- Delivered disassembled;
- Laminate surface;
- 18" square bases with metal glides;
- Height: 29".

Metal finishes available in satin nickel (SN), white (WH), black (BL) and chrome (CHR).

Prices

Dimensions				
A	B	OS	OSL	OG OGL
(SN) Satin nickel, white (WH) or (BL) black base				
3060		1393	1687	1602 1893
3066		1409	1755	1668 2018
3072		1429	1823	1734 2141
3084		1446	1891	1800 2265
(CHR) Chrome base				
3060		2002	2337	2256 2607
3066		2024	2427	2342 2762
3072		2048	2517	2429 2915
3084		2071	2606	2515 3066
3660		2036	2372	2290 2643
3666		2059	2461	2377 2796
3672		2081	2552	2462 2947
3684		2103	2642	- -

How to Order

OS OSL OG OGL	AB	T	LEN	WH CHR BL SN (std)
series	dimensions	code	product	metal finish

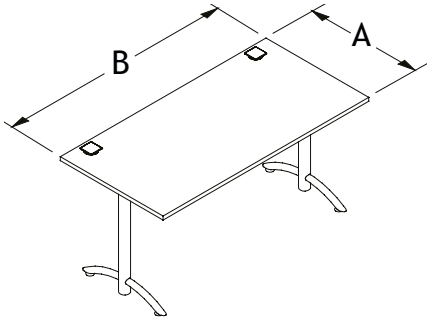
Example OS 3672 T LEN SN

Training Tables

Training Tables

Academic Tables on Levelers

RETF24N



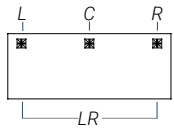
Manufacturing Standards

- Delivered disassembled;
- Rectangular worksurface;
- 2 CAPF grommets;
- Fixed satin nickel "T" legs of 2-1/2" diameter with 24" spread;
- White nylon levelers;
- Stiffener (RSTF) included for tables 60" or longer;
- Height: 29"H

See the [Ganging Clamp](#) to connect two surfaces.

Options

Grommet Position



Grommet Style



\$0 \$0

Prices

Dimensions		
A	B	ACL
2448		686 849
2454		704 881
2460		796 989
2466		821 1036
2472		855 1078
<hr/>		
3048		726 919
3054		749 967
3060		843 1082
3066		879 1132
3072		910 1190

How to Order

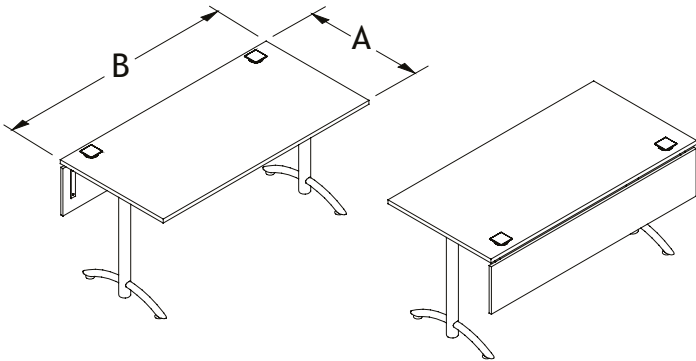
AC ACL	AB	RE	TF24N	BL SN (std)	NGR GRL GRR GRC GLR (std)	CBPF CAPF (std)
series	dimensions	code	legs	metal finish	grommet position	grommet style
Example AC	2448	RE	TF24N	SN	GLR	CAPF

Training Tables

Training Tables

Academic Tables on Levelers with Modesty

REMFMTF24N



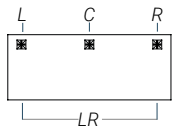
Manufacturing Standards

- Delivered disassembled;
- Rectangular worksurface;
- 2 CAPF grommets;
- Fixed satin nickel "T" legs of 2-1/2" diameter;
- White nylon levelers;
- Fixed 12" laminate modesty panel;
- Stiffener (RSTF) included for tables 60" or longer;
- Height: 29"H

See the [Ganging Clamp](#) to connect two surfaces.

Options

Grommet Position



Grommet Style



\$0 \$0

Prices

Dimensions		
A	B	ACL
2448		1034
2454		1085
2460		1128
2466		1183
2472		1226
3048		1105
3054		1171
3060		1221
3066		1279
3072		1336

How to Order

AC ACL	AB	RE	MFM	TF24N	BL SN (std)	NGR GRL GRR GRC GLR (std)	CBPF CAPF (std)
series	dimensions	code	modesty	legs	metal finish	grommet position	grommet style

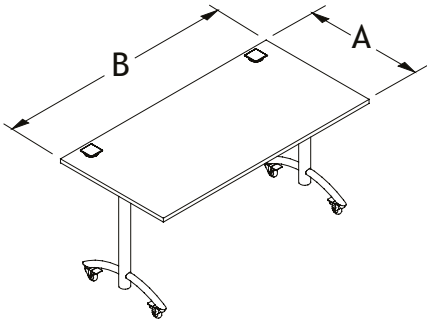
Example AC 2448 RE MFM TF24N SN GLR CAPF

Training Tables

Training Tables

Academic Tables on Casters

RETF24WF



Manufacturing Standards

- Delivered disassembled;
- Rectangular worksurface;
- 2 CAPF grommets;
- Fixed satin nickel "T" legs of 2-1/2" diameter;
- Locking casters;
- Stiffener (RSTF) included for tables 60" or longer;
- Height: 29"H

See the [Ganging Clamp](#) to connect two surfaces.

Options

Grommet Position	Grommet Style	Flip-Top Mechanism
	\$0 \$0	FT \$769

Prices

Dimensions			
A	B	AC	ACL
2448		825	990
2454		842	1021
2460		936	1128
2466		962	1177
2472		994	1218
3048		867	1058
3054		889	1109
3060		987	1221
3066		1019	1274
3072		1051	1328

How to Order

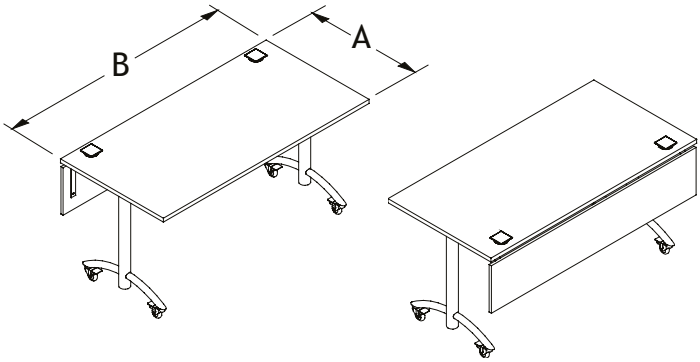
AC ACL	AB	RE	TF24WF	BL SN (std)	FT	NGR GRL GRR GRC GLR (std)	CBPF CAPF (std)
series	dimensions	code	legs	metal finish	flip-top	grommet position	grommet style
Example AC	2448	RE	TF24WF	SN		GLR	CAPF

Training Tables

Training Tables

Academic Tables on Casters with Modesty

REMFMTF24WF



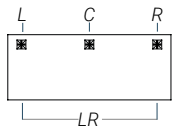
Manufacturing Standards

- Delivered disassembled;
- Rectangular worksurface;
- 2 CAPF grommets;
- Fixed satin nickel "T" legs of 2-1/2" diameter;
- Locking casters;
- Fixed 12" laminate modesty panel;
- Stiffener (RSTF) included for tables 60" or longer;
- Height: 29"H

See the [Ganging Clamp](#) to connect two surfaces.

Options

Grommet Position



Grommet Style



\$0 \$0

Prices

Dimensions		
A	B	ACL
2448		1011 1174
2454		1048 1226
2460		1076 1269
2466		1109 1323
2472		1141 1366
<hr/>		
3048		1052 1244
3054		1092 1313
3060		1126 1363
3066		1164 1418
3072		1198 1476

How to Order

AC ACL	AB	RE	MFM	TF24WF	BL SN (std)	NGR GRL GRR GRC GLR (std)	CBPF CAPF (std)
series	dimensions	code	modesty	legs	metal finish	grommet position	grommet style
Example AC	2448	RE		TF24WF	SN	GLR	CAPF

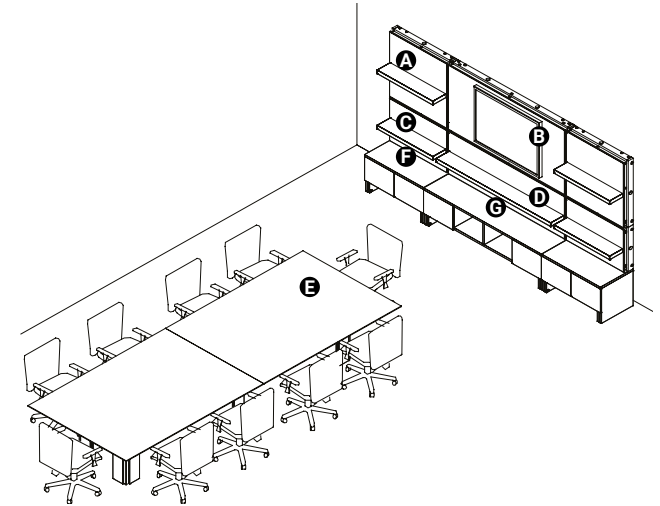
Complimentary Furniture

Wall Units

General Information

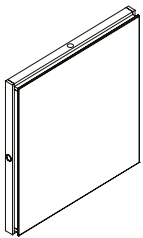
Logiflex wall units are a versatile combination of laminate frames and panels mounted to existing building walls that helps to create clean and harmonious spaces. Offered with or without shelves, the wall units are also available in one of the 10 colors available in 1-5/8", indicated in the Logiflex Color and Finishes Guide. A wide variety of potential configurations are possible: from the single mounted unit to a combination of several units covering an entire wall.

CODE	DESCRIPTION
A	WU3636F Wall units (2x)
B	WU3672 Wall unit
C	WU2436F Wall units (2x)
D	WU2472F Wall unit
E	CSZ60168TWELCHR Table
F	2036WELCHRRCRAR20 Credenzas (2x)
G	2072WELCHRARBBAR20 Credenza

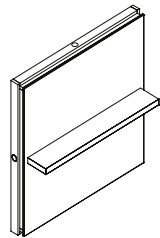


Wall Unit Options

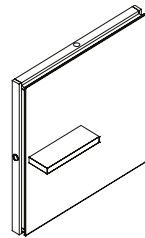
Logiflex's wall units come in five options offering you maximum versatility.



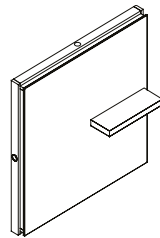
Wall Unit



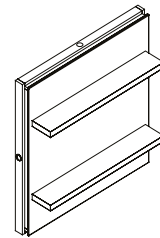
Wall Unit Full Shelf



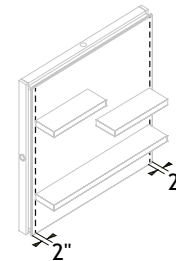
L
Wall Unit Left Shelf



R
Wall Unit Right Shelf



FF
Wall Unit 2 Full Shelves

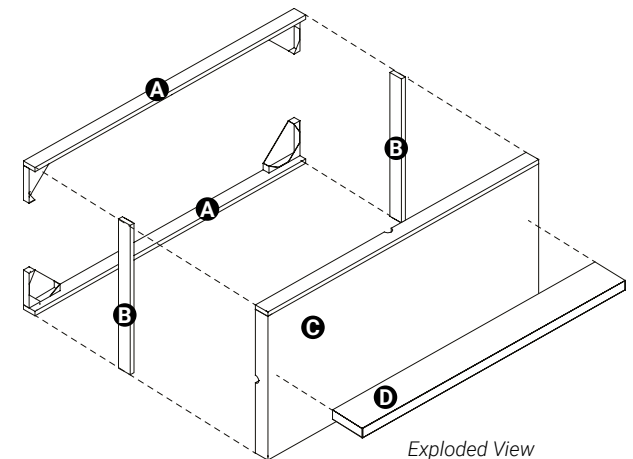


- Shelves are 1-5/8" thick laminate;
- Shelves are 8" deep;
- The width of the full shelf is equivalent to the width of the unit less 4";
- The width of the left or right shelf is equivalent to half the width of the unit less 2".

Installation Recommendations

Only metal anchors must be used for the wall mounting. The purchaser and installer are responsible to ensure application of appropriate attachment methods and hardware for safe installation that meet the applicable local building codes and laws.

COMPONENTS
A 1" laminate crossbar with universal metal corners
B 1" laminate upright
C 5/8" laminate panel with 1" laminate frame
D Shelf: 1-5/8" laminate panel

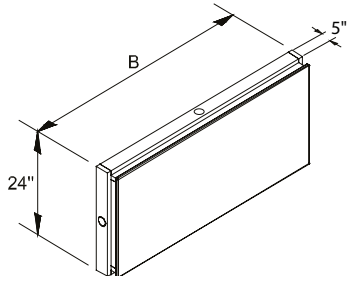


Exploded View

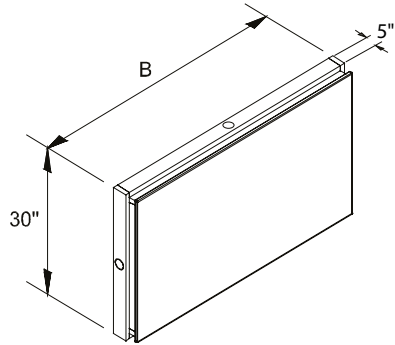
Complimentary Furniture

Wall Units

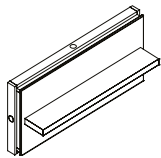
WU 24



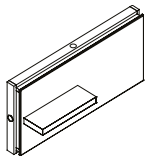
WU 30



Options

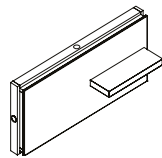


Full Shelf



Left Shelf

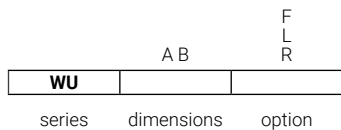
L



Right Shelf

R

How to Order



Example **WU** 2430 F

Manufacturing Standards

- Horizontal wood grain;
- Grommets on the perimeter of the frame.

Note: Half shelves are not available for 24" wide wall units.

Maximum load capacity of wall units: 100 lbs.

Attention: Logiflex is not responsible for the installation of wall hutches. This responsibility belongs entirely to the distributor or the client.

Prices

WU24

Dimensions					
A	B	WU	WUF	WUL	WUR
2424		625	940	743	743
2430		636	960	755	755
2436		646	1016	767	767
2442		655	1037	779	779
2448		665	1061	794	794
2454		676	1118	806	806
2460		686	1138	818	818
2466		695	1195	860	860
2472		705	1216	872	872

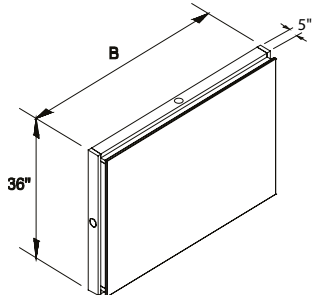
WU30

Dimensions					
A	B	WU	WUF	WUL	WUR
3024		636	950	930	930
3030		647	972	948	948
3036		657	1031	963	963
3042		668	1051	982	982
3048		680	1076	999	999
3054		692	1132	1015	1015
3060		704	1156	1033	1033
3066		713	1213	1085	1085
3072		726	1239	1099	1099

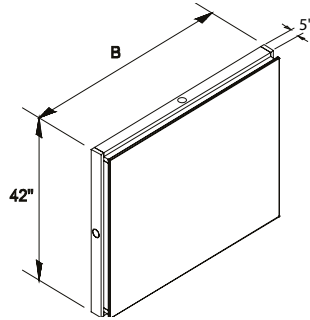
Complimentary Furniture

Wall Units

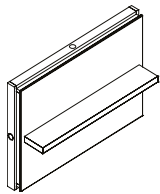
WU 36



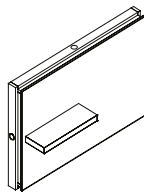
WU 42



Options

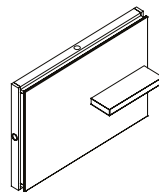


Full Shelf



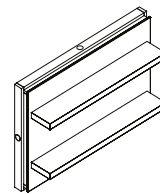
Left Shelf

L



Right Shelf

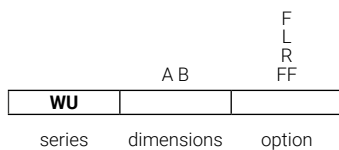
R



2 Full Shelves

FF

How to Order



Example **WU** 3630 F

Manufacturing Standards

- Horizontal wood grain;
- Grommets on the perimeter of the frame.

Note: Half shelves are not available for 24" wide wall units.

Maximum load capacity of wall units: 100 lbs.

Attention: Logiflex is not responsible for the installation of wall hutches. This responsibility belongs entirely to the distributor or the client.

Prices

WU36

Dimensions		WU	WUF	WUL	WUR	WUFF
A	B					
3624		646	958	940	940	1274
3630		657	986	957	957	1309
3636		670	1041	977	977	1414
3642		685	1068	994	994	1449
3648		696	1090	1014	1014	1487
3654		708	1152	1033	1033	1594
3660		720	1174	1050	1050	1631
3666		735	1234	1105	1105	1734
3672		747	1259	1124	1124	1772

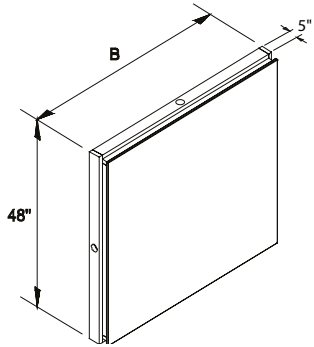
WU42

Dimensions		WU	WUF	WUL	WUR	WUFF
A	B					
4224		655	968	950	950	1283
4230		668	994	968	968	1320
4236		685	1055	990	990	1428
4242		698	1082	1008	1008	1495
4248		710	1110	1031	1031	1503
4254		726	1168	1049	1049	1610
4260		740	1193	1071	1071	1647
4266		754	1254	1125	1125	1754
4272		768	1280	1145	1145	1792

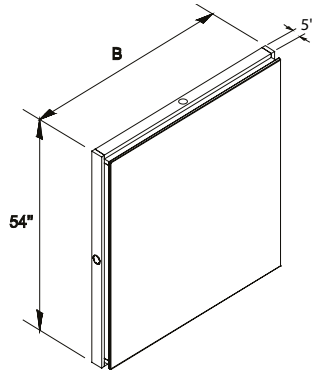
Complimentary Furniture

Wall Units

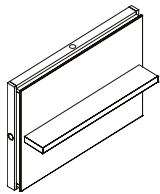
WU 48



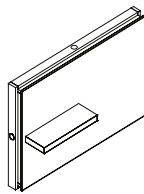
WU 54



Options

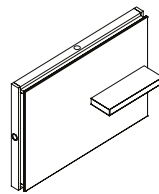


Full Shelf



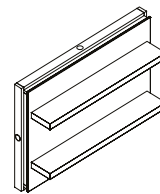
Left Shelf

L



Right Shelf

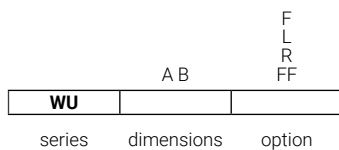
R



2 Full Shelves

FF

How to Order



Example **WU** 4830 F

Manufacturing Standards

- Horizontal wood grain;
- Grommets on the perimeter of the frame.

Note: Half shelves are not available for 24" wide wall units.

Maximum load capacity of wall units: 100 lbs.

Attention: Logiflex is not responsible for the installation of wall hutches. This responsibility belongs entirely to the distributor or the client.

Prices

WU48

Dimensions					
A B	WU	WUF	WUL	WUR	WUFF
4824	665	980	958	958	1293
4830	680	1006	982	982	1330
4836	696	1070	1001	1001	1441
4842	710	1093	1024	1024	1477
4848	728	1124	1045	1045	1519
4854	743	1185	1068	1068	1630
4860	757	1211	1087	1087	1662
4866	773	1274	1145	1145	1773
4872	788	1302	1164	1164	1813

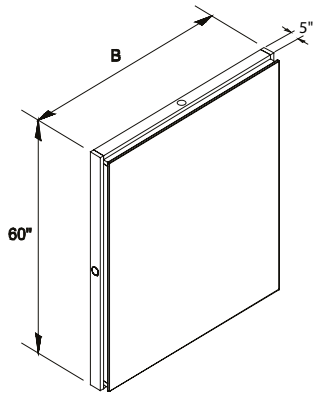
WU54

Dimensions					
A B	WU	WUF	WUL	WUR	WUFF
5424	676	990	968	968	1305
5430	692	1016	992	992	1342
5436	708	1082	1014	1014	1452
5442	726	1111	1036	1036	1493
5448	743	1138	1061	1061	1534
5454	758	1203	1084	1084	1644
5460	775	1229	1105	1105	1683
5466	793	1292	1163	1163	1791
5472	811	1321	1185	1185	1833

Complimentary Furniture

Wall Units

WU 60



Manufacturing Standards

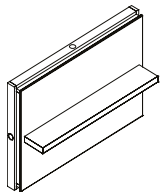
- Horizontal wood grain;
- Grommets on the perimeter of the frame.

Note: Half shelves are not available for 24" wide wall units.

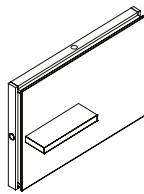
Maximum load capacity of wall units: 100 lbs.

Attention: Logiflex is not responsible for the installation of wall hutches. This responsibility belongs entirely to the distributor or the client.

Options

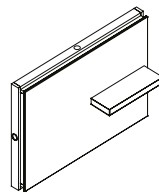


Full Shelf



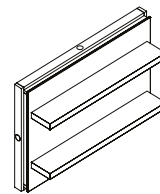
Left Shelf

L



Right Shelf

R



2 Full Shelves

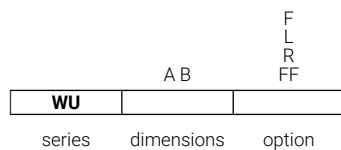
FF

Prices

WU60

Dimensions		WU	WUF	WUL	WUR	WUFF
A	B					
6024		686	999	980	980	1314
6030		704	1030	1002	1002	1355
6036		720	1092	1029	1029	1465
6042		740	1124	1050	1050	1506
6048		757	1154	1076	1076	1552
6054		775	1216	1097	1097	1658
6060		794	1248	1124	1124	1699
6066		813	1313	1182	1182	1812
6072		831	1342	1206	1206	1855

How to Order

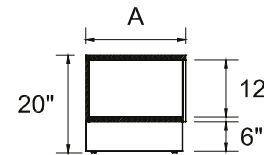
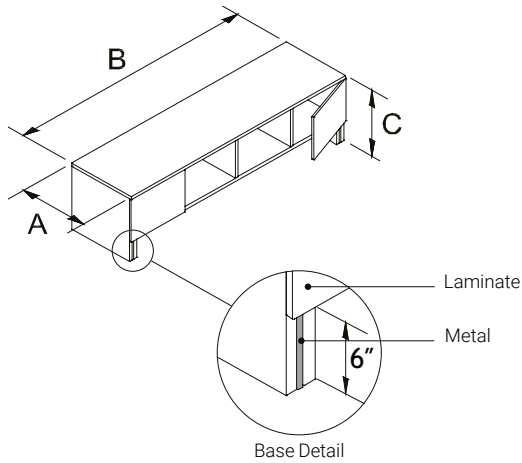


Example WU 6030 F

Complimentary Furniture

Credenzas

WELARBBAR20



Manufacturing Standards

- Horizontal wood grain on sides and legs;
- Door with pressure latch;
- Base with metal inserts;
- 2 door credenza with open shelving middle;
- No shelves.

Inserts: Available in satin nickel (SN), white (PB) and chrome (CHR) metal finishes.

Specify if handle desired (\$14 each, see p. 120).

Options

Lock



\$43 ea.

Prices

Dimensions

A	B	C	CS	CSL	CG	CGL
---	---	---	----	-----	----	-----

Decorative base with **(SN)** satin nickel or **(PB)** white inserts

207220	1339	1581	1507	1761
--------	------	------	------	------

Decorative base with **(CHR)** chrome inserts

207220	1373	1618	1541	1796
--------	------	------	------	------

How to Order

CS CSL CG CGL	A B	WEL	SN PB CHR	ARBBAR	C	LKBL LKSN	
series	dimensions	base	metal finish	cabinet section	height	lock p. 124	handle p. 120

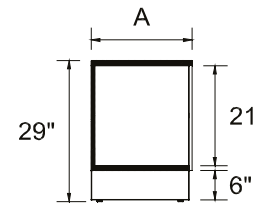
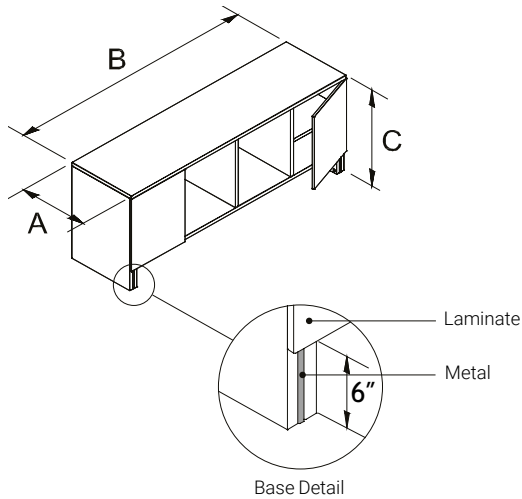
Example

CS	2072	WEL	CHR	ARBBAR	20	LKSN	
----	------	-----	-----	--------	----	------	--



Credenzas

WELARBBAR29



Manufacturing Standards

- Horizontal wood grain on sides and legs;
- Door with pressure latch;
- Base with metal inserts;
- 2 door credenza with open shelving middle;
- 1 adjustable shelf.

Inserts: Available in satin nickel (SN), white (PB) and chrome (CHR) metal finishes.

Specify if handle desired (\$14 each, see p. 120).

Options

Lock



\$43 ea.

Prices

Dimensions						
A	B	C	CS	CSL	CG	CGL
Decorative base with (SN) satin nickel or (PB) white inserts						
207	229		1408	1657	1578	1833
Decorative base with (CHR) chrome inserts						
207	229		1445	1694	1541	1871

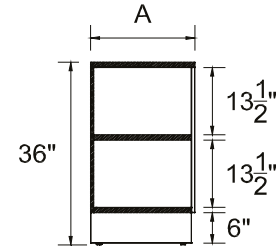
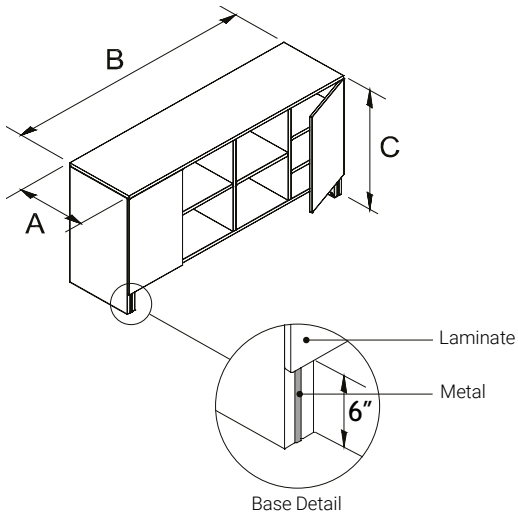
How to Order

CS CSL CG CGL	A B	WEL	SN PB CHR	ARBBAR	C	LKBL LKSN	
series	dimensions	base	metal finish	cabinet section	height	lock p. 124	handle p. 120
Example CS	2072	WEL	CHR	ARBBAR	29	LKSN	

Complimentary Furniture

Credenzas

WELARBBAR36



Manufacturing Standards

- Horizontal wood grain on sides and legs;
- Door with pressure latch;
- Base with metal inserts;
- 2 door credenza with open shelving middle;
- 1 fixed shelf;
- 2 adjustable shelves.

Inserts: Available in satin nickel (SN), white (PB) and chrome (CHR) metal finishes.

Specify if handle desired (\$14 each, see p. 120).

Options

Lock



\$43 ea.

Prices

Dimensions						
A	B	C	CS	CSL	CG	CGL
Decorative base with (SN) satin nickel or (PB) white inserts						
207236			1479	1729	1649	1909
Decorative base with (CHR) chrome inserts						
207236			1515	1769	1685	1945

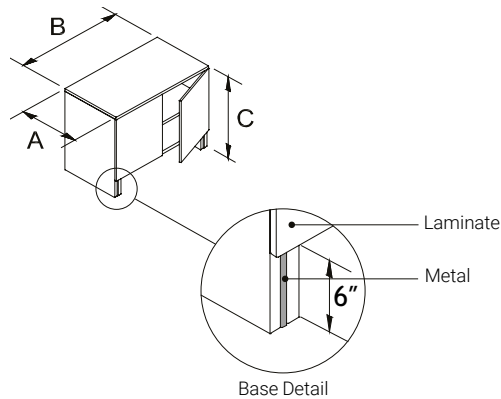
How to Order

CS CSL CG CGL	A B	WEL	SN PB CHR	ARBBAR	C	LKBL LKSN	
series	dimensions	base	metal finish	cabinet section	height	lock p. 124	handle p. 120
Example CS	2072	WEL	CHR	ARBBAR	36	LKSN	

Complimentary Furniture

Credenzas

WELCRAR



Manufacturing Standards

- Horizontal wood grain on sides and legs;
- Door with pressure latch;
- Base with metal inserts;
- 2 door credenza.

20": 0 adjustable shelf
 29": 1 adjustable shelf
 36": 2 adjustable shelves

Inserts: Available in satin nickel (SN), white (PB) and chrome (CHR) metal finishes.

Specify if handle desired (\$14 each, see p. 120).

Options

Lock



\$43 ea.

Prices

Dimensions						
A	B	C	CS	CSL	CG	CGL
Decorative base with (SN) satin nickel or (PB) white inserts						
203620	972	1112	1057	1199		
203629	1041	1183	1127	1273		
203636	1094	1240	1181	1328		
Decorative base with (CHR) chrome inserts						
203620	1010	1149	1093	1239		
203629	1078	1222	1164	1313		
203636	1132	1280	1218	1369		

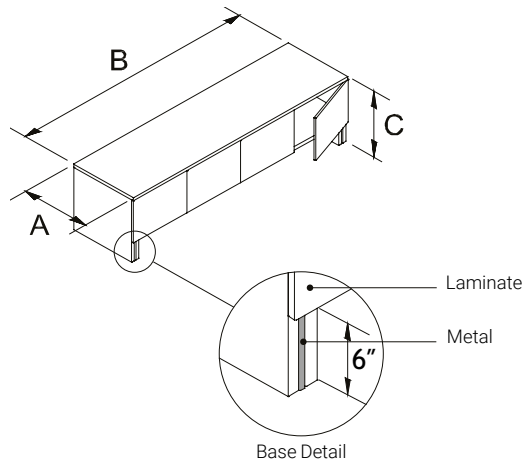
How to Order

CS CSL CG CGL	A B	WEL	SN PB CHR	CRAR	C	LKBL LKSN	
series	dimensions	base	metal finish	cabinet section	dimension	lock p. 124	handle p. 120
Example CS	2036	WEL	CHR	CRAR	36	LKSN	

Complimentary Furniture

Credenzas

WELARAR20



Manufacturing Standards

- Horizontal wood grain on sides and legs;
- Door with pressure latch;
- Base with metal inserts;
- 4 door credenza;
- No shelves.

Inserts: Available in satin nickel (SN), white (PB) and chrome (CHR) metal finishes.

Specify if handle desired (\$14 each, see p. 120).

Options

Lock



\$43 ea.

Prices

Dimensions						
A	B	C	CS	CSL	CG	CGL
Decorative base with (SN) satin nickel or (PB) white inserts						
207	220		1373	1618	1541	1796
Decorative base with (CHR) chrome inserts						
207	220		1408	1657	1578	1833

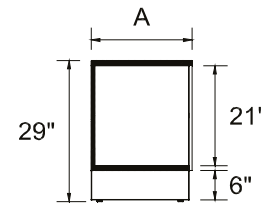
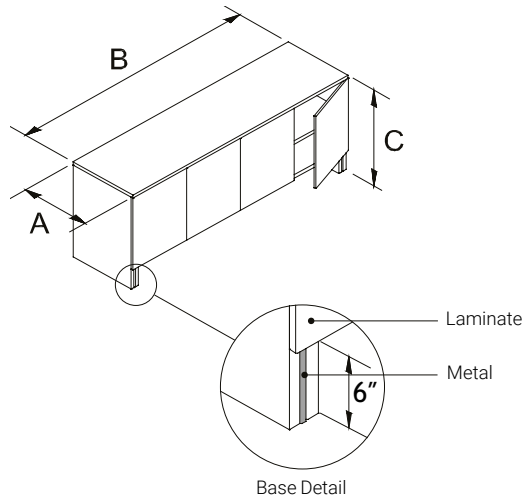
How to Order

CS CSL CG CGL	A B	WEL	SN PB CHR	ARAR	C	LKBL LKSN	
series	dimensions	base	metal finish	cabinet section	dimension	lock p. 124	handle p. 120
Example CS	2072	WEL	CHR	ARAR	20	LKSN	

Complimentary Furniture

Credenzas

WELARAR29



Manufacturing Standards

- Horizontal wood grain on sides and legs;
- Door with pressure latch;
- Base with metal inserts;
- 4 door credenza;
- 1 adjustable shelf.

Inserts: Available in satin nickel (SN), white (PB) and chrome (CHR) metal finishes.

Specify if handle desired (\$14 each, see p. 120).

Options

Lock



\$43 ea.

Prices

Dimensions						
A	B	C	CS	CSL	CG	CGL
Decorative base with (SN) satin nickel or (PB) white inserts						
207	229	29	1445	1694	1613	1871
Decorative base with (CHR) chrome inserts						
207	229	29	1479	1729	1649	1909

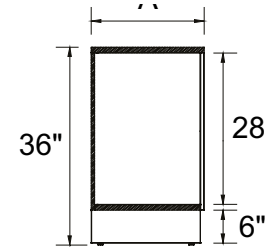
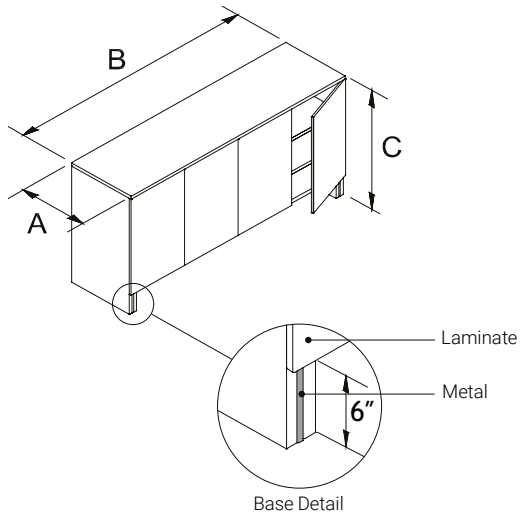
How to Order

CS CSL CG CGL	A B	WEL	SN PB CHR	ARAR	C	LKBL LKSN	
series	dimensions	base	metal finish	cabinet section	dimension	lock p. 124	handle p. 120
Example CS	2072	WEL	CHR	ARAR	29	LKSN	

Complimentary Furniture

Credenzas

WELARAR36



Manufacturing Standards

- Horizontal wood grain on sides and legs;
- Door with pressure latch;
- Base with metal inserts;
- 4 door credenza;
- 2 adjustable shelves.

Inserts: Available in satin nickel (SN), white (PB) and chrome (CHR) metal finishes.

Specify if handle desired (\$14 each, see p. 120).

Options

Lock



\$43 ea.

Prices

Dimensions						
A	B	C	CS	CSL	CG	CGL
Decorative base with (SN) satin nickel or (PB) white inserts						
207	236		1515	1769	1685	1945
Decorative base with (CHR) chrome inserts						
207	236		1552	1807	1720	1981

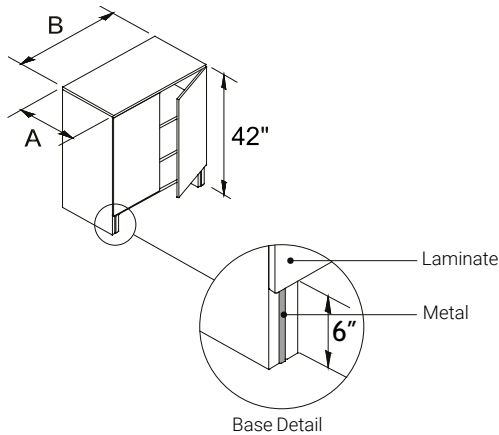
How to Order

CS CSL CG CGL	A B	WEL	SN PB CHR	ARAR	C	LKBL LKSN	
series	dimensions	base	metal finish	cabinet section	dimension	lock p. 124	handle p. 120
Example CS	2072	WEL	CHR	ARAR	36	LKSN	

Complimentary Furniture

Cabinets

WELAR42



Manufacturing Standards

- 2 spring-loaded latch doors;
- Horizontal wood grain on doors and legs;
- Base with metal inserts;
- 5/8" laminate back;
- 2 adjustable shelves.

Inserts: Available in satin nickel (SN), white (PB) and chrome (CHR) metal finishes.

Specify if handle desired (\$14 each, see p. 120).

Adjustable shelves (SH): see Appendix E for prices, p. 16.

Options

Lock



\$43 ea.

Prices

Dimensions		
A	B	C
Decorative base with (SN) satin nickel or (PB) white inserts		
203642	1014	1097
Decorative base with (CHR) chrome inserts		
203642	1050	1134

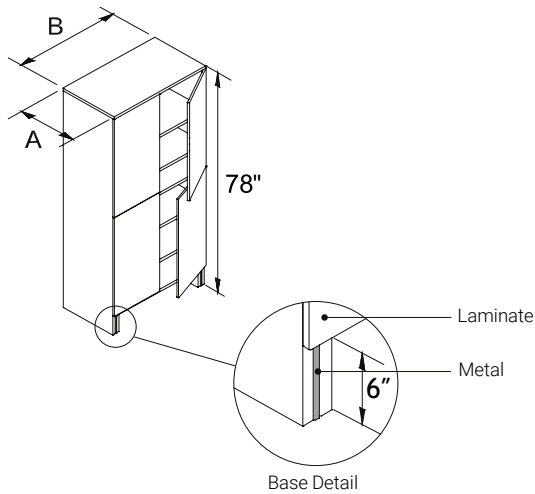
How to Order

CS CG	A B	WEL	SN PB CHR	AR	C	LKBL LKSN	SH
series	dimensions	product	metal finish	cabinet section	dimension	lock p. 124	handle p. 120
Example CS	2036	WEL	CHR	AR	42	LKSN	SH

Complimentary Furniture

Cabinets

WELAR78



Manufacturing Standards

- 4 spring-loaded latch doors;
- Horizontal wood grain on doors and vertical wood grain on legs;
- Base with metal inserts;
- 5/8" laminate back;
- 4 adjustable shelves and 1 fixed shelf.

Inserts: Available in satin nickel (SN), white (PB) and chrome (CHR) metal finishes.

Specify if handle desired (\$14 each, see p. 120).

Adjustable shelves (SH): see Appendix E for prices, p. 16.

Options

Lock



\$43 ea.

Prices

Dimensions		
A	B	C
Decorative base with (SN) satin nickel or (PB) white inserts	CS	CG
203678	1423	1507
Decorative base with (CHR) chrome inserts		
203678	1479	1563

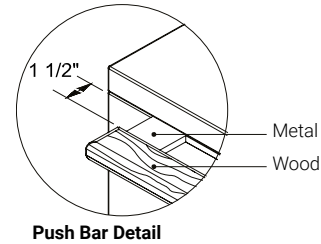
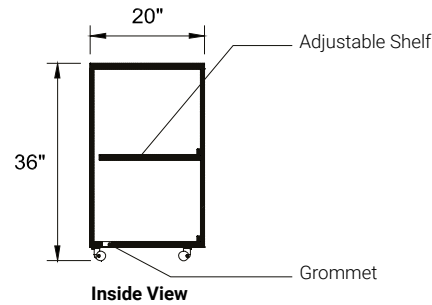
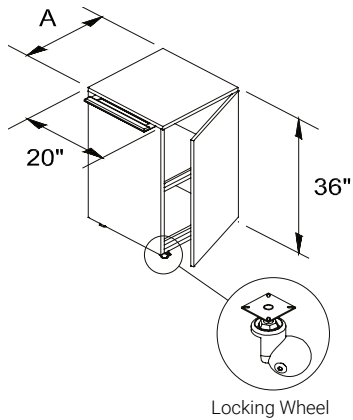
How to Order

CS CG	A B	WEL	SN PB CHR	AR	C	LKBL LKSN	SH
series	dimensions	product	metal finish	cabinet section	dimension	lock p. 124	handle p. 120
Example CS	2036	WEL	CHR	AR	78	LKSN	H011

Complimentary Furniture

Mobile Service Carts

WELCART20



Manufacturing Standards

- 1 door with spring-loaded latch;
- Horizontal wood grain on doors and sides;
- Locking casters;
- 1 adjustable shelf with clearance for wiring;
- Push bar for moving cart, in wood that match the surface finish, with metal inserts;
- Ventilation opening and grommet at bottom.

Available in satin nickel (SN), white (PB) and chrome (CHR) metal finishes.

Specify if handle desired (\$14 each, see p. 120).

Wood finishes: Available colors: White Wash **WW**, Golden Wheat **GW**, Sand **SD**, Apricot **AT**, Pecan **PN**, Brandy **BR**, Chestnut **CT**, Coffee **CF**, Espresso **ES**, Bordeaux **BO**, Black Wash **BW** and Bark **BK**.

Options

Lock



\$43 ea.

Prices

Dimensions				
A	CS	CSL	CG	CGL
Push bar with (SN) satin nickel or (PB) white finish				
20	1048	1149	1093	1200
Push bar with (CHR) chrome finish				
20	1168	1275	1213	1325

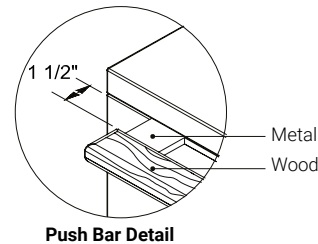
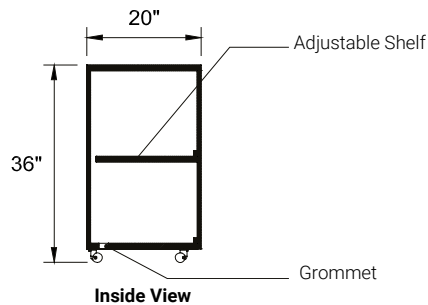
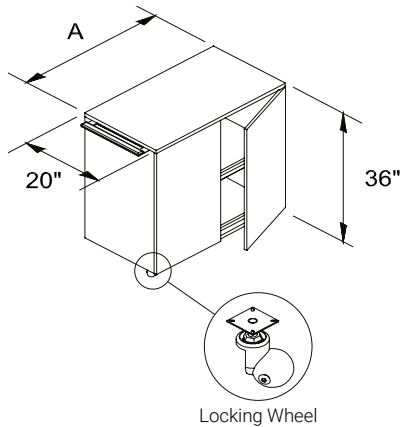
How to Order

	CS CSL CG CGL		SN PB CHR		A	LKBL LKSN	
	WEL		CART		20		
	series	product	metal finish	code	dimension	lock p. 124	handle p. 120
Example	CS	WEL	SN	CART	20	LKSN	H011

Complimentary Furniture

Mobile Service Carts

WELCART36



Manufacturing Standards

- Doors with spring-loaded latch;
- Horizontal wood grain on doors and sides;
- Locking casters;
- 1 adjustable shelf with clearance for wiring;
- Push bar for moving cart, in wood that match the surface finish, with metal inserts;
- Ventilation opening and grommet at bottom.

Available in satin nickel (SN), white (PB) and chrome (CHR) metal finishes.

Specify if handle desired (\$14 each, see p. 120).

Wood finishes: Available colors: White Wash **WW**, Golden Wheat **GW**, Sand **SD**, Apricot **AT**, Pecan **PN**, Brandy **BR**, Chestnut **CT**, Coffee **CF**, Espresso **ES**, Bordeaux **BO**, Black Wash **BW** and Bark **BK**.

Options

Lock



\$43 ea.

Prices

Dimensions				
A	CS	CSL	CG	CGL
Push bar with (SN) satin nickel or (PB) white finish				
36	1129	1275	1213	1365
Push bar with (CHR) chrome finish				
36	1251	1401	1332	1489

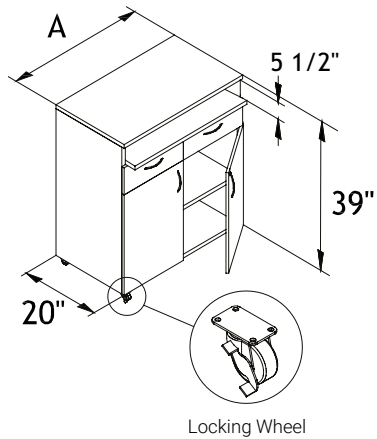
How to Order

	CS CSL CG CGL		SN PB CHR		A	LKBL LKSN	
	WEL		CART		36		
	series	product	metal finish	code	dimension	lock p. 124	handle p. 120
Example	CS	WEL	SN	CART	36	LKSN	H011

Complimentary Furniture

Mobile Service Carts

WCART36



Manufacturing Standards

- 2 doors;
- 2 drawers and 1 sub-surface sliding shelf;
- Vertical wood grain on doors and sides;
- 1 adjustable shelf in cabinet section;
- HJAB handles;
- Lock, cabinet section;
- Unit on wheels (front-locking).

Handle: For a handle other than HJAB standard, please choose from the Logiflex list at no extra charge, see [p. 120](#).

Prices

Dimensions				
A	ML	MLL	MA	MAL
36	1461	1608	1512	1662

How to Order

ML MLL MA MAL		A	+
	WCART	36	
series	code	dimension	handle p. 120

Example

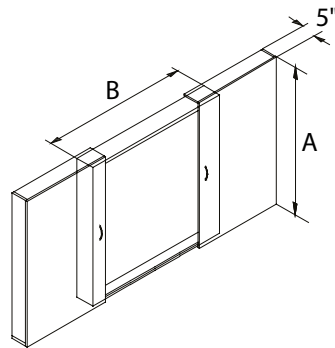
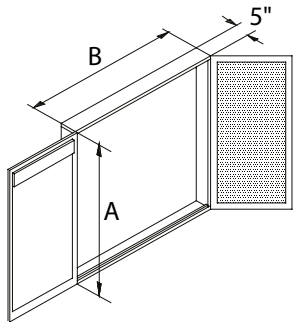
ML	WCART	36	
----	--------------	-----------	--

Complimentary Furniture

Conference Boards

WC - White Board (with doors)

WCSD - White Board (sliding doors)



Manufacturing Standards

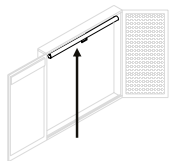
- For wall mounting (with Z-bar in back);
- 5" laminate frame;
- For models with doors, left door with writing pad, right door with cork;
- Model with sliding doors;
- Handle (HJAB).

Handle: For a handle other than HJAB standard, please choose from the Logiflex list at no extra charge., see p. 120).

Attention: Logiflex is in no way responsible for the installation of conference boards. This responsibility belongs entirely to the distributor or to the client.

Options

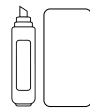
Projector Screens (Factory installed)



SCREEN36
\$377

SCREEN48
\$454

Eraser & Crayon Kit



\$61

Prices

WC - White Board (with doors)

Dimensions			
A	B	ML	MA
3636		1361	1383
3642		1473	1502
3648		1587	1617
3654		1698	1737
4848		1836	1871
4854		1983	2020
4860		2077	2117

WCSD - White Board with sliding doors

Dimensions		
A	B	ML
4848		2884
4860		3079

How to Order

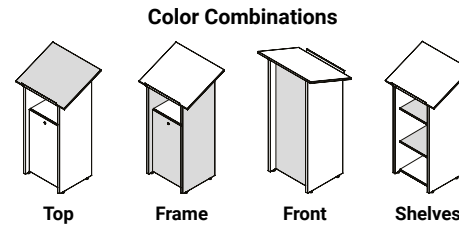
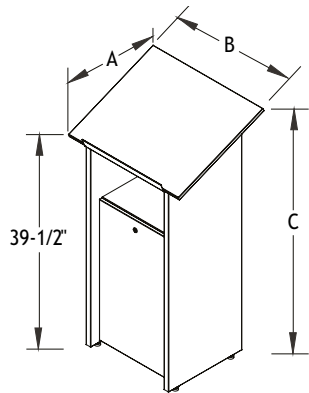
ML MA	AB	WC WCSD	SCREEN36 SCREEN48	EBC	
series	dimension	product	screen	eraser/crayon p. 124	handle p. 120
Example ML	3642	WC	SCREEN36	EBC	

Complimentary Furniture



Lectern

LTN



Manufacturing Standards

- Top 20"D x 24"W, 23° incline with satin nickel finished aluminum edge stopper;
- Open storage space with grommet;
- Cabinet with 1 push to open door and 1 adjustable shelf;
- Grommet at the bottom;
- Lock;
- White nylon levelers.

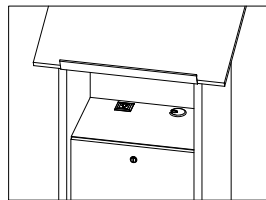
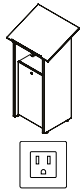
Tips & Tricks

For the mobile version, see next page.

Note: No modification to the dimensions is possible for the lectern.

Options

Electric Plug



\$135

Prices

Dimensions	
A	B C
19 24 47	953

How to Order

- ⊕
- SQE-120-C
- SQE-120-JM
- SQE-120-JL
- SQE-120-JK

ML	ABC	LTN	
series	dimensions	product	electric plug

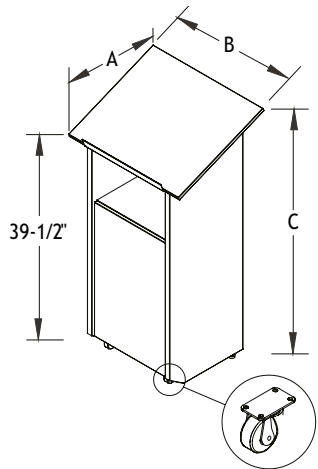
Example **ML** 192447 **LTN** SQE-120-C

Complimentary Furniture

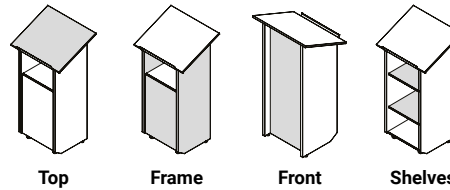


Mobile Lectern

LTNM



Color Combinations



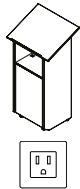
Manufacturing Standards

- Top 20"D x 24"W, 23° incline with satin nickel finished aluminum edge stopper;
- Open storage space with grommet;
- Section with removable panel and 1 adjustable shelf;
- Grommet at the bottom;
- 2 wheels on user's side and 2 white nylon levelers.

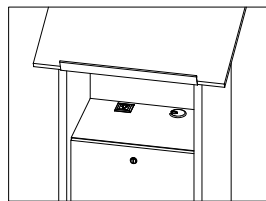
Note: No modification to the dimensions is possible for the lectern.

Options

Electric Plug



\$135



Prices

Dimensions	
A	B C
19 24 47	1074

How to Order


 SQE-120-C
 SQE-120-JM
 SQE-120-JL
 SQE-120-JK

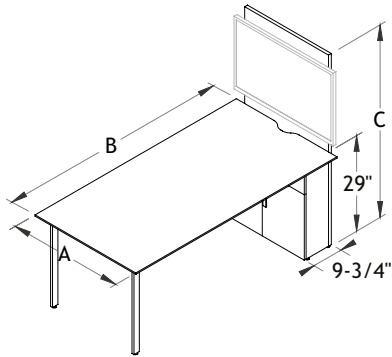
ML	ABC	LTNM	
series	dimensions	product	electric plug

Example ML 192447 LTNM SQE-120-C

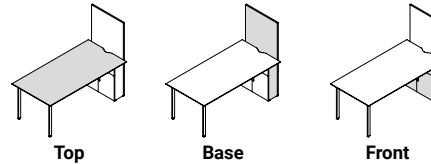
Collaborative Furniture

Collaborative and Multimedia Tables

MP



Combination of Colors



Manufacturing Standards

- Delivered disassembled;
- Rectangular top with knife edge;
- 2 chrome-finish metal legs, 29" H;
- Surface cutout for wire management;
- Storage cabinet under the top with 1 adjustable shelf and chrome finish H052 handles;
- Built-in 1" laminate vertical panel to mount a screen;
- Grommet hole in the base of the unit to manage screen cables;
- Vertical wood grain on front.

The Oasis connectivity unit is only available for 73" tables.

Dimension "B" includes the 1" vertical panel.

Screen and screen mounting hardware not included. Maximum recommended screen size 60".

Handle: For a handle other than H052 standard, please choose from the Logiflex list at no extra charge, see p. 120.

Options

Lock



\$43 ea.

Connectivity



Specify connectivity on p. 126



\$714 \$1 126 \$923

Wireless charger



\$617



\$397 \$397 \$397



\$2 596 \$3 005 \$2 804

Prices

Dimensions		
A	B	C
305559	1401	CHR
306159	1442	
306759	1482	
307359	1524	
365559	1505	
366159	1556	
366759	1602	
367359	1651	

How to Order

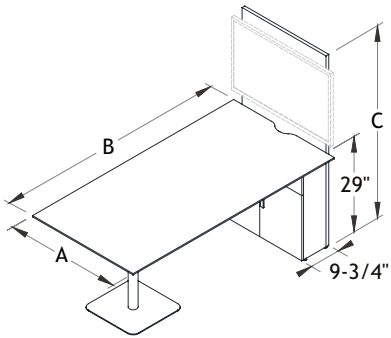
LV	A B C	MP	WH BL SN CHR (std)	INT A/B/C OAS A/B/C MH3 B/C/D	QIBL	LKBL LKSN	
series	dimensions	product	metal finish	connectivity	Qi p. 127	lock p. 124	handle p. 120

Example LV 366159 MP CHR MH3B QIBL LKSN

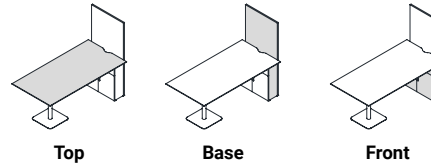
Collaborative Furniture

Collaborative and Multimedia Tables

MT



Combination of Colors



Manufacturing Standards

- Delivered disassembled;
- Rectangular top with knife edge and square satin nickel finish Lennox metal base, 29" H;
- Surface cutout for wire management;
- Storage cabinet under the top with 1 adjustable shelf and satin nickel finish H052 handles;
- Built-in 1" laminate vertical panel to mount a screen;
- Grommet hole in the base of the unit to manage screen cables;
- Vertical wood grain on front and on vertical panel.

The Oasis connectivity unit is only available for 73" tables.

Dimension "B" includes the 1" vertical panel.

Screen and screen mounting hardware not included. Maximum recommended screen size 60".

Handle: For a handle other than H052 standard, please choose from the Logiflex list at no extra charge, see p. 120).

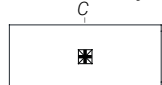
Options

Lock



\$43 ea.

Connectivity



Specify connectivity on p. 126



\$714 \$1 126 \$923



\$2 596 \$3 005 \$2 804

Wireless charger



\$617

Prices

Dimensions				
A	B	C	SN/BL/WH	CHR
305559			1693	2493
306159			1733	2535
306759			1773	2576
307359			1814	2617
365559			1794	2599
366159			1845	2647
366759			1894	2695
367359			1943	2743

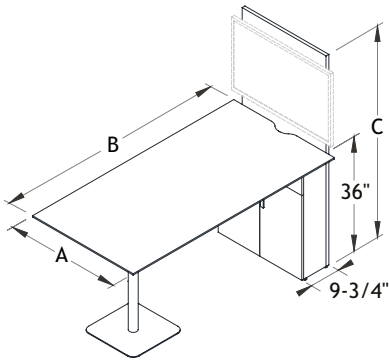
How to Order

LV	A B C	MT	WH BL CHR SN (std)	INT A/B/C OAS A/B/C MH3 B/C/D	QIBL	LKBL LKSN	
series	dimensions	product	metal finish	connectivity	Qi p. 127	lock p. 124	handle p. 120
Example	LV	366159	MT	SN	MH3B	QIBL	LKSN

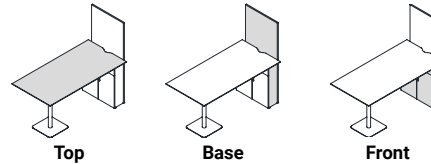
Collaborative Furniture

Collaborative and Multimedia Tables

MB



Combination of Colors



Manufacturing Standards

- Delivered disassembled;
- Rectangular top with knife edge and square satin nickel finish Lennox metal base, 36" H;
- Surface cutout for wire management;
- Storage cabinet under the top with 2 adjustable shelves and satin nickel finish H052 handles;
- Built-in 1" laminate vertical panel to mount a screen;
- Grommet hole in the base of the unit to manage screen cables;
- Vertical wood grain on front and on vertical panel.

The Oasis connectivity unit is only available for 73" tables.

Dimension "B" includes the 1" vertical panel.

Screen and screen mounting hardware not included. Maximum recommended screen size 60".

Handle: For a handle other than H052 standard, please choose from the Logiflex list at no extra charge, see p. 120).

Options

Lock



\$43 ea.

Connectivity



Specify connectivity on p. 126



\$714 \$1 126 \$923



\$2 596 \$3 005 \$2 804

Wireless charger



\$617

Prices

Dimensions				
A	B	C	SN/BL/WH	CHR
305566			1724	2571
306166			1766	2611
306766			1807	2652
307366			1848	2694
365566			1830	2681
366166			1878	2729
366766			1930	2777
367366			1978	2825

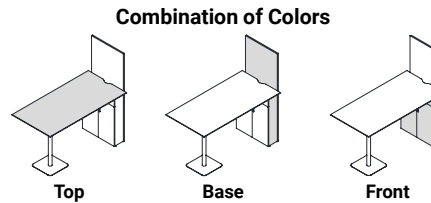
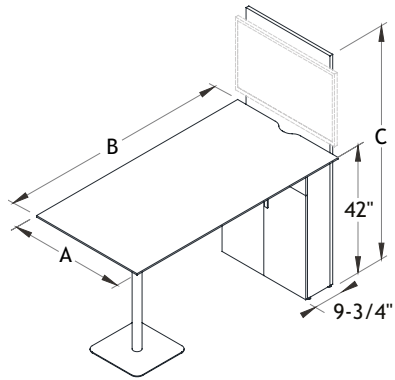
How to Order

LV	A B C	MB	WH BL CHR SN (std)	INT A/B/C OAS A/B/C MH3 B/C/D	QIBL	LKBL LKSN	
series	dimensions	product	metal finish	connectivity	Qi p. 127	lock p. 124	handle p. 120
Example	LV	367366	MB	SN	MH3B	QIBL	LKSN

Collaborative Furniture

Collaborative and Multimedia Tables

MG



Combination of Colors

Manufacturing Standards

- Delivered disassembled;
- Rectangular top with knife edge and square satin nickel finish Lennox metal base, 42" H;
- Surface cutout for wire management;
- Built-in 1" laminate vertical panel to mount a screen;
- Storage cabinet under the top with 2 adjustable shelves and satin nickel finish H052 handles;
- Grommet hole in the base of the unit to manage screen cables;
- Vertical wood grain on front and on vertical panel.

The Oasis connectivity unit is only available for 73" tables.

Dimension "B" includes the 1" vertical panel.

Screen and screen mounting hardware not included. Maximum recommended screen size 60".

Handle: For a handle other than H052 standard, please choose from the Logiflex list at no extra charge, see p. 120).

Options

Lock



\$43 ea.

Connectivity



Specify connectivity on p. 126



\$714 \$1 126 \$923



\$2 596 \$3 005 \$2 804

Wireless charger



\$617

Prices

Dimensions				
A	B	C	SN/BL/WH	CHR
305572			1750	2631
306172			1791	2672
306772			1832	2712
307372			1874	2754
365572			1861	2739
366172			1910	2791
366772			1959	2840
367372			2008	2889

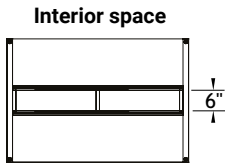
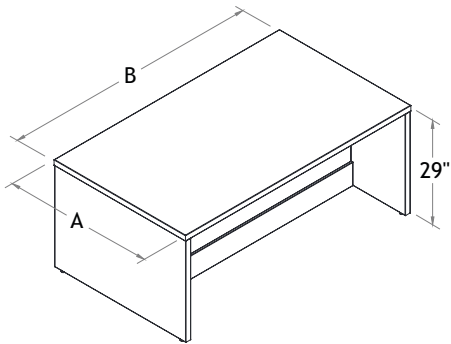
How to Order

LV	A B C	MG	WH BL CHR SN (std)	INT A/B/C OAS A/B/C MH3 B/C/D	QIBL	LKBL LKSN	
series	dimensions	product	metal finish	connectivity	Qi p. 127	lock p. 124	handle p. 120
Example	LV	307372	MG	SN	MH3B	QIBL	LKSN

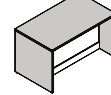
Collaborative Furniture

29" Collaboration Tables

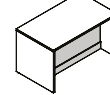
TAC29



Combination of Colors



Top & Legs
Color available for 1-5/8" only



Modesty & Removable Panel
5/8" panel

Manufacturing Standards

- Delivered disassembled;
- Top and legs in laminate; LL: 1"; LK: 1-5/8";
- Modesty in 5/8" laminate with removable panel to ease wire management;
- White nylon levelers;
- 29" high.

Leg Grommet: 2-1/2" black plastic grommet.

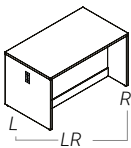
Top Connectivity: Connectivity units are offered only in the horizontal position and cannot be ordered in the same position (ex: MH3A and QIBL in the centre position).

Note: Both grommet and connectivity options cannot be ordered together on the same side. (ex. PGR and COV1).

Combination of Colors: High gloss finish is only available on modesties and removable panels.

Options

Leg Grommet



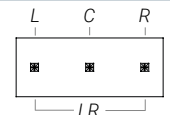
PGR

\$0

Leg Connectivity



\$575



Top Connectivity



\$397

\$397

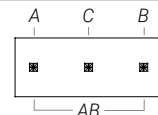
\$397



\$646



\$575



Wireless Charger



\$617

Prices

Dimensions						
A	B	C	LL	LL (HG)	LK	LK (HG)
364829	1307	1437	1307	1437		
366029	1395	1534	1395	1534		
367229	1483	1634	1483	1634		
368429	1573	1729	1573	1729		
369629	1677	1844				
<hr/>						
424829	1395	1534	1395	1534		
426029	1483	1634	1483	1634		
427229	1573	1729	1573	1729		
428429	1660	1828				
429629	1766	1941				

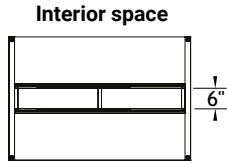
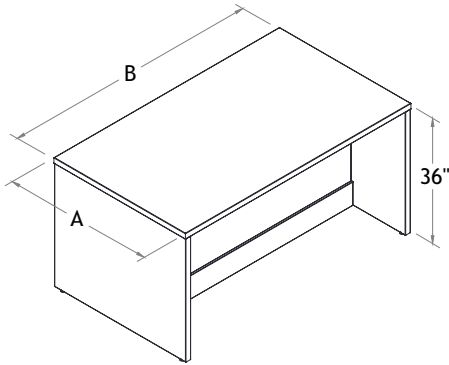
How to Order

LK	AB	TAC	29	PGRL PGRR PGLR PNGR (std)	COV1	L R LR	COV1 MH1 MH3A MH3B MH3C MH3D	L C R LR	QIBL	A C B AB
series	dimensions	code	height	leg grommet	connectivity: leg COV1 + position	connectivity: top connectivity + position	wireless charger Qi + position			
Example	LK 3648	TAC	29	PNGR						

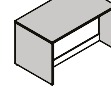
Collaborative Furniture

36" Collaboration Tables

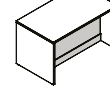
TAC36



Combination of Colors



Top & Legs
Color available for 1-5/8" only



Modesty & Removable Panel
5/8" panel

Manufacturing Standards

- Delivered disassembled;
- Top and legs in laminate;
LL: 1";
LK: 1-5/8";
- Modesty in 5/8" laminate with removable panel to ease wire management;
- White nylon levelers;
- 36" high.

Leg Grommet: 2-1/2" black plastic grommet.

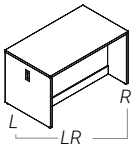
Top Connectivity: Connectivity units are offered only in the horizontal position and cannot be ordered in the same position (ex: MH3A and QIBL in the centre position).

Note: Both grommet and connectivity options cannot be ordered together on the same side. (ex. PGR and COV1).

Combination of Colors: High gloss finish is only available on modesties and removable panels.

Options

Leg Grommet



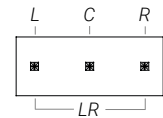
PGR

\$0

Leg Connectivity



\$575



Top Connectivity



\$397

\$397

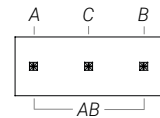
\$397



\$646



\$575



Wireless Charger



\$617

Prices

Dimensions						
A	B	C	LL	LL (HG)	LK	LK (HG)
364	836		1456	1602	1456	1602
366	036		1555	1707	1555	1707
367	236		1649	1813	1649	1813
368	436		1758	1934	1758	1934
369	636		1868	2053		
<hr/>						
424	836		1546	1699	1546	1699
426	036		1641	1807	1641	1807
427	236		1737	1911	1737	1911
428	436		1848	2031		
429	636		1956	2154		

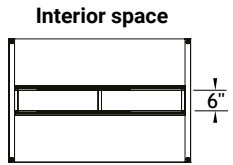
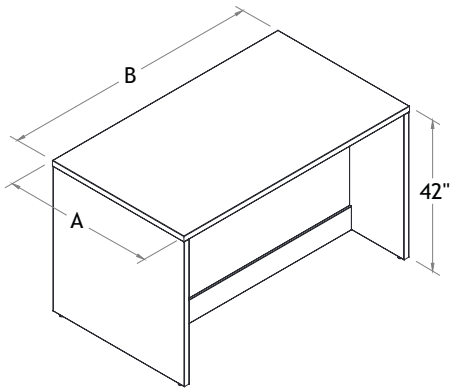
How to Order

LK	AB	TAC	36	PGRL PGRR PGLR PNGR (std)	COV1	L R LR	COV1 MH1 MH3A MH3B MH3C MH3D	L C R LR	QIBL	A C B AB
series	dimensions	code	height	leg grommet	connectivity: leg COV1 + position	connectivity: top connectivity + position	wireless charger Qi + position			
Example LK	3648	TAC	36	PNGR						

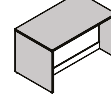
Collaborative Furniture

42" Collaboration Tables

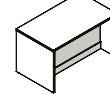
TAC42



Combination of Colors



Top & Legs
Color available for 1-5/8" only



Modesty & Removable Panel
5/8" panel

Manufacturing Standards

- Delivered disassembled;
- Top and legs in laminate;
LL: 1";
LK: 1-5/8";
- Modesty in 5/8" laminate with removable panel to ease wire management;
- White nylon levelers;
- 42" high.

Leg Grommet: 2-1/2" black plastic grommet.

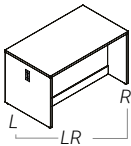
Top Connectivity: Connectivity units are offered only in the horizontal position and cannot be ordered in the same position (ex: MH3A and QIBL in the centre position).

Note: Both grommet and connectivity options cannot be ordered together on the same side. (ex. PGR and COV1).

Combination of Colors: High gloss finish is only available on modesties and removable panels.

Options

Leg Grommet



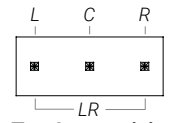
PGR

\$0

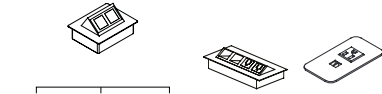
Leg Connectivity



\$575



Top Connectivity



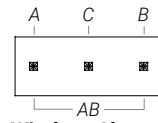
\$397

\$397

\$397

\$646

\$575



Wireless Charger



\$617

Prices

Dimensions						
A	B	C	LL	LL (HG)	LK	LK (HG)
364842	1614	1776	1614	1776		
366042	1724	1895	1724	1895		
367242	1832	2016	1832	2016		
368442	1949	2143	1949	2143		
369642	2073	2280				
<hr/>						
424842	1766	1941	1766	1941		
426042	1874	2060	1874	2060		
427242	1983	2182	1983	2182		
428442	2099	2311				
429642	2222	2445				

How to Order

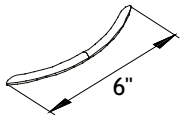
LK	AB	TAC	42	PGR (std)	COV1	L R LR	COV1 MH1 MH3A MH3B MH3C MH3D	L C R LR	QIBL	A C B AB
series	dimensions	code	height	leg grommet	connectivity: leg COV1 + position		connectivity: top connectivity + position		wireless charger Qi + position	
Example LK	3648	TAC	42	PNGR						

Accessories

Handles

HJA

Handle

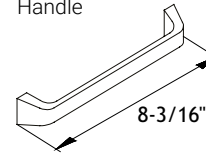


- 6" metal handle;
- 5-1/32" (128mm) center to center.

Code	\$	Description
HJA	14	<i>Satin Nickel</i>
HJAB	14	<i>Black</i>

H070

Handle

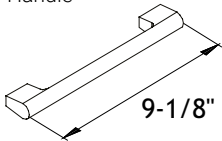


- 8-3/16" metal handle;
- 7-1/2" (190.5mm) center to center.

Code	\$	Description
H070BN	14	<i>Brushed Nickel</i>
H070CHR	14	<i>Chrome</i>

H011

Handle

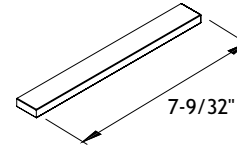


- 9-1/8" metal handle;
- 8-13/16" (224mm) center to center.

Code	\$	Description
H011	14	<i>Satin Nickel</i>

H071

Handle

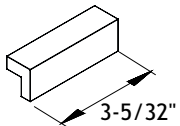


- 7-9/32" metal handle;
- 6-5/16" (160.338mm) center to center.

Code	\$	Description
H071CHR	14	<i>Chrome</i>
H071BN	14	<i>Brushed Nickel</i>
H071BL	14	<i>Black</i>
H071WH	14	<i>White</i>

H051

Handle

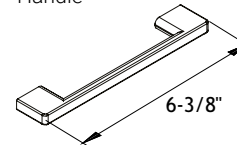


- 3-5/32" metal handle;
- 2-17/32" (64mm) center to center.

Code	\$	Description
H051CHR	14	<i>Chrome</i>
H051SN	14	<i>Satin Nickel</i>
H051BL	14	<i>Black</i>
H051WH	14	<i>White</i>

H072

Handle

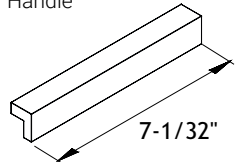


- 6-3/8" metal handle;
- 5-1/32" (127.8mm) center to center.

Code	\$	Description
H072CHR	14	<i>Chrome</i>
H072BL	14	<i>Black</i>
H072WH	14	<i>White</i>

H052

Handle

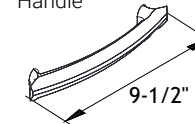


- 7-1/32" metal handle;
- 6-9/32" (160mm) center to center.

Code	\$	Description
H052CHR	14	<i>Chrome</i>
H052SN	14	<i>Satin Nickel</i>
H052BL	14	<i>Black</i>
H052WH	14	<i>White</i>

SXP002

Handle

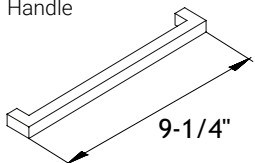


- 9-1/2" metal handle;
- 7-9/16" (191.5mm) center to center.

Code	\$	Description
SXP002	14	<i>Satin Nickel</i>

H060

Handle

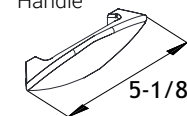


- 9-1/4" metal handle;
- 8-3/4" (222.25mm) center to center.

Code	\$	Description
H060BN	14	<i>Brushed Nickel</i>
H060CHR	14	<i>Chrome</i>

SXP003

Handle



- 5-1/8" metal handle;
- 3-25/32" (96mm) center to center.

Code	\$	Description
SXP003	14	<i>Satin Nickel</i>

Accessories

Legs

4.5

Round Leg

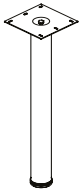


- Fixed round metal leg / on leveler;
- 4-1/2" diameter;
- 6" x 6" end plate;
- Finish: Black (BL) and Satin Nickel (SN);
- Height: 27-1/2".

Code	\$	Description
4.5BL	240	Black
4.5SN	240	Satin Nickel

IFN

Round Leg

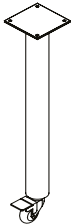


- Fixed round metal leg / on leveler;
- 2-1/2" diameter;
- 3-3/4" x 3-3/4" end plate screwed to the leg;
- Finish: Black (BL) and Satin Nickel (SN);
- Height: 27-1/2".

Code	\$	Description
IFNBL	84	Black
IFNSN	84	Satin Nickel

IFW

Round Leg

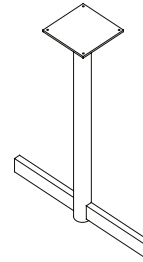


- Fixed round metal leg;
- 2-1/2" diameter;
- Locking wheel;
- 3-3/4" x 3-3/4" end plate;
- Finish: Black (BL) and Satin Nickel (SN);
- Height: 28".

Code	\$	Description
IFWBL	148	Black
IFWSN	148	Satin Nickel

MT

T Leg



- Fixed metal T leg;
- Base: 22" (CHR), 26", 30" or 36" (BL) and (CHR);
- 8" x 8" end plate;
- Finish: Black (BL) and Chrome (CHR);
- Height: 27-1/2".

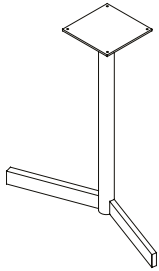
Code	\$	Description
MT26BL	218	26" base, Black
MT30BL	218	30" base, Black
MT36BL	218	36" base, Black
MT22CHR	218	22" base, Chrome
MT26CHR	218	26" base, Chrome
MT30CHR	218	30" base, Chrome
MT36CHR	218	36" base, Chrome

Accessories

Legs

MY

V Leg

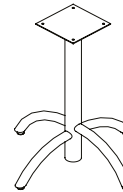


- Fixed metal V leg;
- Base: 26", 30" or 36";
- 8" x 8" end plate;
- Finish: Black (BL) and Chrome (CHR);
- Height: 27-1/2".

Code	\$	Description
MY26BL	218	26" base, Black
MY30BL	218	30" base, Black
MY36BL	218	36" base, Black
MY26CHR	218	26" base, Chrome
MY30CHR	218	30" base, Chrome
MY36CHR	218	36" base, Chrome

MXLX

Deluxe Cross Leg

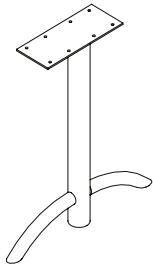


- Fixed Deluxe metal cross leg / on leveler;
- Base: 24", 30" or 36";
- 8" x 8" end plate;
- Finish: Black (BL) and Satin Nickel (SN);
- Height: 27-1/2".

Code	\$	Description
MXLX24BL	611	24" base, Black
MXLX30BL	611	30" base, Black
MXLX36BL	611	36" base, Black
MXLX24SN	611	24" base, Satin Nickel
MXLX30SN	611	30" base, Satin Nickel
MXLX36SN	611	36" base, Satin Nickel

TF

Deluxe T Leg

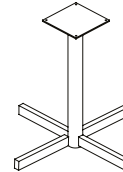


- Fixed Deluxe metal T leg / on levelers;
- Base: 24";
- 5" x 12" end plate;
- Finish: Black (BL) and Satin Nickel (SN);
- Height: 27-1/2".

Code	\$	Description
TF24NBL	249	24" base, Black
TF24NSN	249	24" base, Satin Nickel

MX

Cross Leg

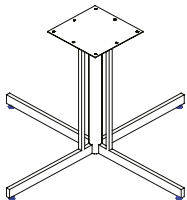


- Fixed metal cross leg;
- Base: 26", 30" or 36";
- 8" x 8" end plate;
- Finish: Black (BL) and Chrome (CHR);
- Height: 27-1/2".

Code	\$	Description
MX26BL	246	26" base, Black
MX30BL	287	30" base, Black
MX36BL	287	36" base, Black
MX26CHR	287	26" base, Chrome
MX30CHR	287	30" base, Chrome
MX36CHR	287	36" base, Chrome

MXH44

Heavy Duty Cross Leg



- Fixed Heavy Duty metal cross leg / on leveler;
- Base: 44"
- 12" x 12" end plate;
- Finish: Black (BL);
- Height: 27-1/2".

Code	\$	Description
MXH44BL	447	Black

Accessories

Legs

HATLEY

Fixed Leg



- Set of two 28" tapered legs with wood insert;
- 4" x 4" end plate;
- Finish: Satin Nickel (SN) and Chrome (CHR);
- Height: 28".

Code	\$	Description
HATSN	311	Satin Nickel
HATCHR	311	Chrome
HATBL	311	Black

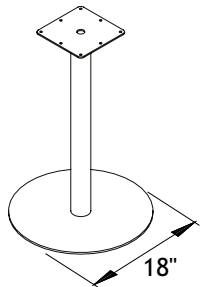
Varnish and Stain Colors of Wooden Insert

GW Golden Wheat	PN Pecan
WW White Wash	CF Coffee
CT Chestnut	BR Brandy
ES Espresso	BK Bark
AT Apricot	SD Sand
BW Black Wash	BO Bordeaux

For stability reasons, please check with your account manager the dimensions of your furniture when ordering these legs separately from the surface.

MAGOG

Fixed Leg



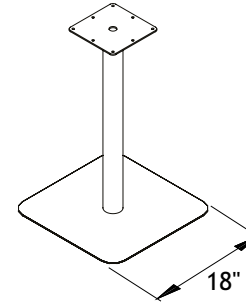
- Fixed Magog leg;
- Base: 18";
- 8" x 8" end plate;
- Finish: Satin Nickel (SN), Black (BL) and Chrome (CHR);
- Height: 28".

Code	\$	Description
MAGSN	495	Satin Nickel
MAGBL	495	Black
MAGCHR	1010	Chrome
MAGWH	495	White

For stability reasons, please check with your account manager the dimensions of your furniture when ordering this leg separately from the surface.

LENNOX

Fixed Leg



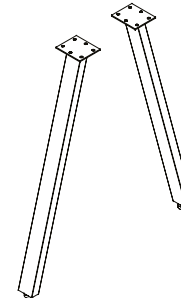
- Fixed Lennox leg;
- Base: 18";
- 8" x 8" end plate;
- Finish: Satin Nickel (SN), Black (BL) and Chrome (CHR);
- Height: 28".

Code	\$	Description
LENSN	495	Satin Nickel
LENBL	495	Black
LENCHR	1010	Chrome
LENWH	495	White

For stability reasons, please check with your account manager the dimensions of your furniture when ordering this leg separately from the surface.

RA2

Angled Rectangular Leg



- Set of 2 angled rectangular metal legs;
- Dimensions: 2" x 1";
- Finish: Satin Nickel (SN) and Black (BL);
- Height: 28".

Code	\$	Description
RA2SN	188	Satin Nickel
RA2BL	188	Black
RA2WH	188	White

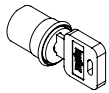
For stability reasons, please check with your account manager the dimensions of your furniture when ordering this leg separately from the surface.

Accessories

Miscellaneous Accessories

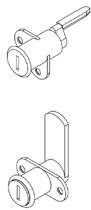
LK

Lock/key



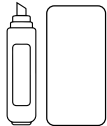
- Locks with keys
- Finish: Satin nickel or black finish;
- Additional locks, sold separately or factory installed;
- Please specify the type of furniture on which the will be installed.

Code	\$	Description
LKSN	43	Satin Nickel lock (factory installed)
LKBL	43	Black lock (factory installed)
LKSNF	27	Satin Nickel front lock
LKBLF	27	Black front lock
LKSNP	27	Satin Nickel door lock
LKBLP	27	Black door lock
KEY	19	Set of 2 keys - #501 - 600
SERR 010	19	1 master key



EBC

Eraser and Crayon Kit

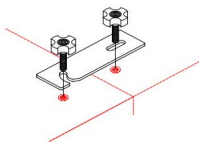


- Eraser and crayon kit for white boards.

Code	\$	Description
EBC	61	

AGC

Ganging Clamp

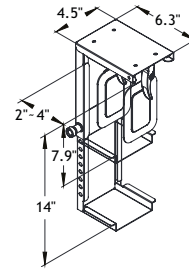


- Ganging clamp used to join 2 surfaces side by side;
- For use with training tables
- With thumb screw
- 2 fasteners per set. Order 1 per junction.

Code	\$	Description
AGC	61	

MCPU50

Miniature CPU Holder

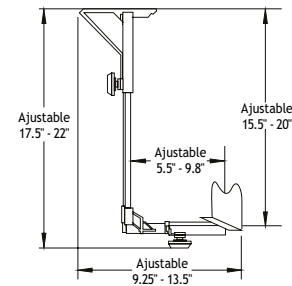


- Height adjustable: 8" - 14";
- Width adjustable: 2" - 4";
- Maximum capacity: 10 kg (22 lbs);
- Need a minimum 5" deep clearance.

Code	\$	Description
MCPU50	170	

MCPU90

CPU Holder

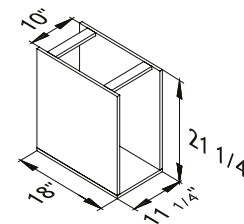


- Black metal CPU holder;
- Easy manipulation;
- Vertical adjustment:
 - Height: 15.5" x 20"
 - Width: 5.5" x 9.8"
- Horizontal adjustment:
 - Height: 17.5" x 22"
 - Width: 9.25" x 13.5"

Code	\$	Description
MCPU90	205	per unit

CPUIND

CPU Holder



- 5/8" thick laminate CPU holder;
- 10" x 20" interior

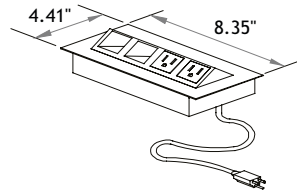
Code	\$	Description
CPUIND	174	per unit

Accessories

Electrical Accessories

MH1

Power/Data Centre



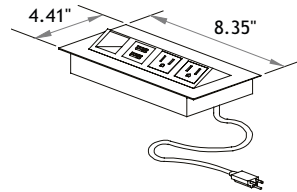
- Power/data centre with retractable door;
- 2 electrical outlets and 2 empty telecommunication outlets (outlets not included);
- 72" power cable with electric plug;
- 15A/125V. 1 set of universal adapters.



Code	\$	Description
MH1SN	646	Satin Nickel, 72" power cable
MH1SN120	658	Satin Nickel, 120" power cable
MH1WH	646	White, 72" power cable
MH1WH120	658	White, 120" power cable
MH1BL	646	Black, 72" power cable
MH1BL120	658	Black, 120" power cable

MH1B

Power/Data Centre



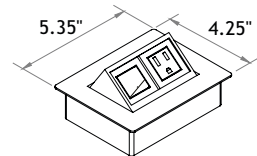
- Power/data centre with retractable door;
- 2 electrical outlets, 1 USB (charger) and 1 empty telecommunication outlet (outlet not included);
- 72" or 120" power cable with electric plug;
- 1 set of universal adapters.



Code	\$	Description
MH1BSN	758	Satin Nickel, 72" power cable
MH1BSN120	773	Satin Nickel, 120" power cable

MH3A

Connectivity unit



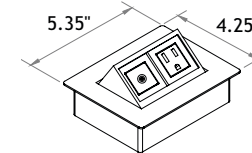
- Retractable connectivity unit with 1 electrical outlet and 1 empty telecommunication outlet (outlet not included);
- 72" or 120" power cable with electric plug;
- Finish: Satin Nickel.



Code	\$	Description
MH3A	397	Satin Nickel, 72" power cable
MH3A120	410	Satin Nickel, 120" power cable

MH3B

Connectivity unit



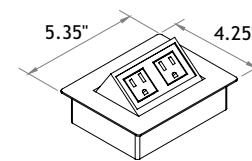
- Retractable connectivity unit with 1 audio jack and 1 electrical outlet;
- 72" or 120" power cable with electric plug;
- Finish: Satin Nickel.



Code	\$	Description
MH3B	397	Satin Nickel, 72" power cable
MH3B120	410	Satin Nickel, 120" power cable

MH3C

Connectivity unit



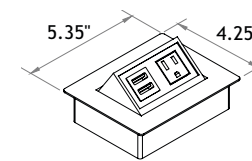
- Retractable connectivity unit with 2 electrical outlets;
- 72" or 120" power cable with electric plug;
- Finish: Satin Nickel.



Code	\$	Description
MH3C	397	Satin Nickel, 72" power cable
MH3C120	410	Satin Nickel, 120" power cable

MH3D

Connectivity unit



- Retractable connectivity unit with 1 electrical outlet and 2 USB (chargers);
- 72" or 120" power cable with electric plug;
- Finish: Satin Nickel.



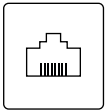
Code	\$	Description
MH3DSN	397	Satin Nickel, 72" power cable
MH3DSN120	410	Satin Nickel, 120" power cable
MH3DBL	397	Black, 72" power cable
MH3DBL120	410	Black, 72" power cable
MH3DWH	397	White, 72" power cable
MH3DWH120	410	White, 120" power cable

Accessories

Electrical Accessories

POR 01

RJ45, CAT 6 connectivity port

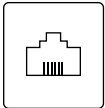


- RJ45, CAT6 connector;
- RJ45 M/F cable - 72";
- Finish: Black.

Code	\$	Description
POR 01	142	

POR 02

RJ11 connectivity port




- RJ11 connector, 4 pin
- RJ11 M/F cable - 84";
- Finish: Black.

Code	\$	Description
POR 02	42	

POR 03

USB connectivity port




- 1 USB (data/passive);
- USB M/F cable - 72";
- Finish: Black.

Code	\$	Description
POR 03	88	

POR 04

HDMI connectivity port

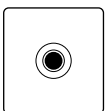


- HDMI connector;
- HDMI F/F cable - 18";
- Finish: Black.

Code	\$	Description
POR 04	130	

POR 05

Mini Stereo Jack

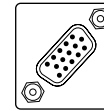


- 3.5 mm Mini Stereo Jack, M/F;
- Audio M/F cable -120";
- Finish: Black.

Code	\$	Description
POR 05	47	

POR 06

VGA Connector

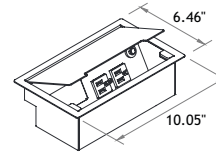


- VGA connector, 15 pin;
- VGA M/F cable -120";
- Finish: Black.

Code	\$	Description
POR 06	164	

INT

Interact



- Interact:
 - 72" power cable with electric plug for INT A, INT B and INT C models;
 - Satin Nickel finish.
- INT A: 2 power receptacles and a cutout for 1 telecom plate, 3rd electrical outlet on underside.
- INT B: 2 power receptacles, 3rd electrical outlet on underside, HDMI F/F with 36" patch cord attached, Mini Stereo Inline, 15 Pin HD VGA F/F.
- INT C: 2 power receptacles, 3rd electrical outlet on underside, HDMI F/F with 36" patch cord attached.



Code	\$	Description
INT A	714	
INT B	1126	
INT C	923	

With electric plug



Code	\$	Description
INT A HW	550	
INT B HW	1126	
INT C HW	922	

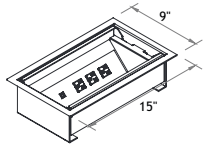
Hardware: to be connected to an electrical box by an electrician.

Accessories

Electrical Accessories

OAS

Oasis



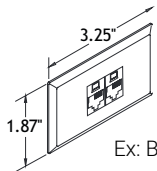
- OAS A: 6 power receptacles, 2 USB (chargers), cutout for 1 Telecom plate;
- OAS B: 6 power receptacles, 2 USB (chargers), HDMI F/F with 36" patch cord attached, Mini Stereo Inline, 15 Pin HD VGA F/F with 72" patch cord attached;
- OAS C: 6 power receptacles, 2 USB (chargers), HDMI F/F with 36" patch cord attached;
- 108" power cable with electric plug;
- Satin Nickel finish.



Code	\$	Description
OASA	2596	
OASB	3005	
OASC	2804	

TEL

Telecom Plate

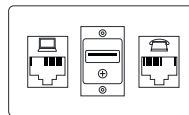


- Grey telecom plate.

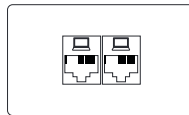
Code	\$	Description
TELA	23	Blank plate
TELB	223	CAT6 data / USB / CAT3 phone
TELC	192	(2) CAT6 data
TELD	361	(4) CAT6 data



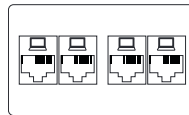
TELA



TELB



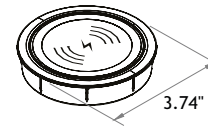
TELC



TELD

QIBL

Wireless Charger



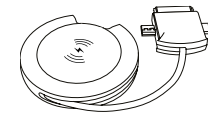
- Air charger wireless;
- Qi compatible device;
- 72" power cable with electric plug;
- Finish: Black.



Code	\$	Description
QIBL	617	

QIRE

Qi Adapter

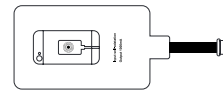


- Receiver to adapt devices not Qi compatible.
- Built-in connections for Apple 30 pin and lightning, Micro-USB.

Code	\$	Description
QIRE	170	

QIIP

Transmitter for iPhone

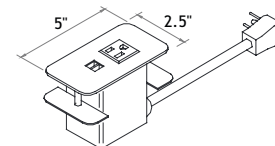


- Receiver for phones without Qi technology;
- For wireless charge devices;
- Adapter for Apple lightning port.

Code	\$	Description
QIIP	112	

COV1

Cove Unit



NOT AVAILABLE

- 108" power cable with electric plug;
- Satin nickel finish.



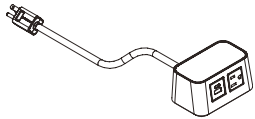
Code	\$	Description
COV1	575	1 power, 2 USB (chargers)

Accessories

Electrical Accessories

BR1

Branch unit




- 1 power outlet / 1 dual charger USB-a+c;
- Table top with braided storm 120 IN power cord.

Code	S	Description
BR1BL	476	Black
BR1WH	476	White

SQU

USB port

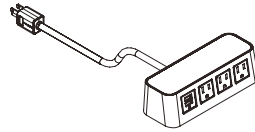


- 1 USB (data/passive);
- USB M/F cable - 72";
- Finish: Black, Dusk, Navy, Storm.

Code	S	Description
SQU-72-C	222	Black
SQU-72-JM	222	Dusk
SQU-72-JL	222	Navy
SQU-72-JK	222	Storm

BR2

Branch unit

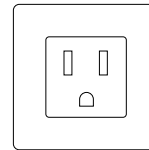


- 3 power outlet / 1 dual charger USB-a;
- Table top with braided storm 120 IN power cord.

Code	S	Description
BR2BL	610	Black
BR2WH	610	White

SQE

Electric plug



- Electric plug;
- Cable - 120";
- Finish: Black, Dusk, Navy, Storm.

Code	S	Description
SQE-120-C	135	Black
SQE-120-JM	135	Dusk
SQE-120-JL	135	Navy
SQE-120-JK	135	Storm

DSG

Double-sided grommet



- Double-sided grommet
- Hole diameter: 2.5"
 - Use for electrical cable management with division panels. Drilling to be done by the installer.
 - Grommet to cut on site for desired thickness to cover;
 - Can not be cut with a simple utility knife, use a sharper and safer tool.

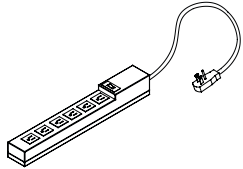
Code	S	Description
DSG BL	23	Black
DSG WH	23	White

Accessories

Electrical Accessories

PBL

Power bar



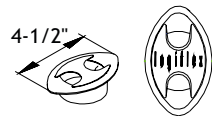
- Power bar with 6 electric outlets;
- 120" power cable with electric plug.



Code	\$	Description
PBL	61	

ELPF

Black Plastic Grommet

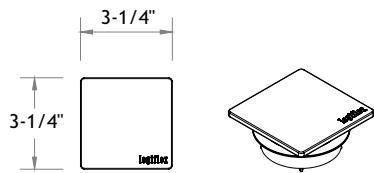


- Standard black plastic grommet with the Logiflex logo engraved;
- 2-1/2" diameter cutout.

Code	\$	Description
ELPF	5	Unit price

C_PF

Grommet



- Square metal grommet with the Logiflex logo engraved;
- Finish: Satin Nickel, Black and Chrome;
- 2-1/2" diameter cutout.

Code	\$	Description
CAPF	26	Unit price - Satin Nickel
CBPF	26	Unit price - Black
CCPF	26	Unit price - Chrome
CDPF	26	Unit price - White

WM

Velcro Tie

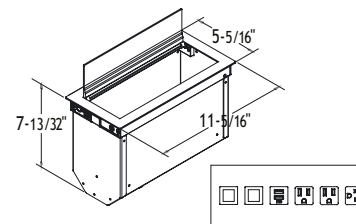


- Velcro tie for electrical cable;
- The non-metallic buckle is safe to use around electrical devices;
- Dimensions: 3/4" x 10";
- Color: black.

Code	\$	Description
WM	13	Unit price
WMS	14	with #8, 9/16" Robertson screw, per unit

EL1

Retractable Connectivity unit



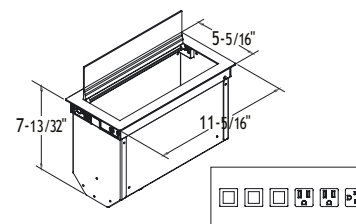
- Retractable connectivity unit with 3 electrical outlets, 1 USB (charger) and 2 empty telecommunication outlets (outlets not included);
- 72" or 120" power cable with electric plug;
- Finish: Satin Nickel.



Code	\$	Description
EL1-72 SN	756	Satin Nickel, 72" power cable
EL1-120 SN	773	Satin Nickel, 120" power cable

EL2

Retractable Connectivity unit



- Retractable connectivity unit with 3 electrical outlets and 3 empty telecommunication outlets (outlets not included);
- 72" or 120" power cable with electric plug;
- Finish: Satin Nickel.



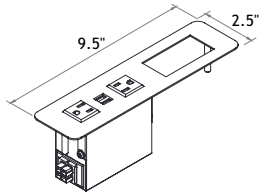
Code	\$	Description
EL2-72 SN	617	Satin Nickel, 72" power cable
EL2-120 SN	635	Satin Nickel, 120" power cable

Accessories

Electrical Accessories

COV2U41D

DaisyLink Cove Unit



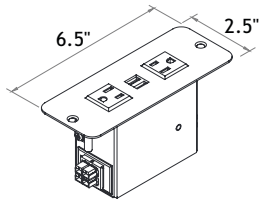
- Cove unit with 2 power and 2 USB (chargers);
- 1 telecom plate cutout (outlets not included, see Telecom Plates "TEL");
- 1 circuit power block (Maximum of 9 power blocks can be joined together);
- Finishes: Black, White and Satin nickel;
- M/M.

Code	\$	Description
COV2U41D BL	575	
COV2U41D WH	575	
COV2U41D SN	575	

To be used with DaisyLink cables.

COV2U41

DaisyLink Cove Unit



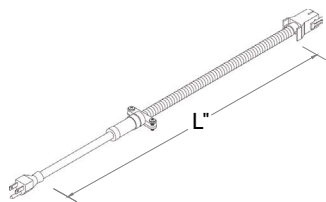
- Cove unit with 2 power and 2 USB (chargers);
- 1 circuit power block (Maximum of 9 power blocks can be joined together);
- Finishes: Black, White and Satin nickel;
- M/M.

Code	\$	Description
COV2U41BL	575	
COV2U41WH	575	
COV2U41SN	575	

To be used with DaisyLink cables.

42AP

DaisyLink Starter Cable with Plug

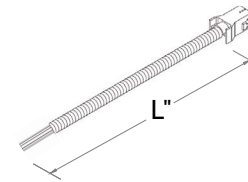


- 72" starter cable with electric plug at one end;
- Female.

Code	\$	Description
42 AP1 72	274	4 wire, 1 circuit - 72"

42SB2

DaisyLink Starter Cable with Hardwire



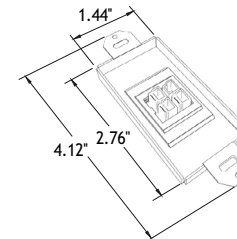
- Starter cable with hardwire at one end;
- Female.

Code	\$	Description
42SB2 72	189	4 wire, 2 circuit - 72"
42SB2 84	207	4 wire, 2 circuit - 84"
42SB2 96	229	4 wire, 2 circuit - 96"
42SB2 108	248	4 wire, 2 circuit - 108"
42SB2 120	268	4 wire, 2 circuit - 120"

To be connected to an electrical box by an electrician.

42QDINSERT

DaisyLink Power Outlet



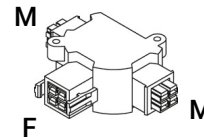
- Electrical plug for floor boxes and wall outlet applications;
- Male.

Code	\$	Description
42QDINSERT	134	4 wire, 1 circuit - 72"

To be connected to an electrical box by an electrician.

DAISYT

DaisyLink Power Manager



- Power manager for redirecting cables for multiple power lines;
- M/M/F.


Code	\$	Description
DAISYT	203	

Accessories

Electrical Accessories

42FF

DaisyLink Junction Cable



- Female/ Female interconnecting cables;
- Minimum 12" - maximum 180".

Code	S	Description
42 FF 12	120	4 wire, 2 circuit jumper cable 12"L
42 FF 18	129	4 wire, 2 circuit jumper cable 18"L
42 FF 24	137	4 wire, 2 circuit jumper cable 24"L
42 FF 30	141	4 wire, 2 circuit jumper cable 30"L
42 FF 36	148	4 wire, 2 circuit jumper cable 36"L
42 FF 42	159	4 wire, 2 circuit jumper cable 42"L
42 FF 48	169	4 wire, 2 circuit jumper cable 48"L
42 FF 54	176	4 wire, 2 circuit jumper cable 54"L
42 FF 60	190	4 wire, 2 circuit jumper cable 60"L
42 FF 66	198	4 wire, 2 circuit jumper cable 66"L
42 FF 72	208	4 wire, 2 circuit jumper cable 72"L
42 FF 78	217	4 wire, 2 circuit jumper cable 78"L
42 FF 84	230	4 wire, 2 circuit jumper cable 84"L
42 FF 96	249	4 wire, 2 circuit jumper cable 96"L
42 FF 108	270	4 wire, 2 circuit jumper cable 108"L
42 FF 120	291	4 wire, 2 circuit jumper cable 120"L
42 FF 132	311	4 wire, 2 circuit jumper cable 132"L
42 FF 144	329	4 wire, 2 circuit jumper cable 144"L
42 FF 156	334	4 wire, 2 circuit jumper cable 156"L
42 FF 168	366	4 wire, 2 circuit jumper cable 168"L
42 FF 180	386	4 wire, 2 circuit jumper cable 180"L

42FM

DaisyLink Junction Cable



- Female/ Male interconnecting cables;
- Minimum 12" - maximum 180".

Code	S	Description
42 FM 12	120	4 wire, 2 circuit jumper cable 12"L
42 FM 18	129	4 wire, 2 circuit jumper cable 18"L
42 FM 24	137	4 wire, 2 circuit jumper cable 24"L
42 FM 30	141	4 wire, 2 circuit jumper cable 30"L
42 FM 36	148	4 wire, 2 circuit jumper cable 36"L
42 FM 42	159	4 wire, 2 circuit jumper cable 42"L
42 FM 48	169	4 wire, 2 circuit jumper cable 48"L
42 FM 54	176	4 wire, 2 circuit jumper cable 54"L
42 FM 60	190	4 wire, 2 circuit jumper cable 60"L
42 FM 66	198	4 wire, 2 circuit jumper cable 66"L
42 FM 72	208	4 wire, 2 circuit jumper cable 72"L
42 FM 78	217	4 wire, 2 circuit jumper cable 78"L
42 FM 84	230	4 wire, 2 circuit jumper cable 84"L
42 FM 96	249	4 wire, 2 circuit jumper cable 96"L
42 FM 108	270	4 wire, 2 circuit jumper cable 108"L
42 FM 120	291	4 wire, 2 circuit jumper cable 120"L
42 FM 132	311	4 wire, 2 circuit jumper cable 132"L
42 FM 144	329	4 wire, 2 circuit jumper cable 144"L
42 FM 156	334	4 wire, 2 circuit jumper cable 156"L
42 FM 168	366	4 wire, 2 circuit jumper cable 168"L
42 FM 180	386	4 wire, 2 circuit jumper cable 180"L

As our product line is constantly evolving and expanding, we recommend that you visit logiflex.ca for updates.

logiflex

1235 St-Roch N., Sherbrooke QC J1N 0H2 Canada
T : 1.877.864.9323 | F : 1.800.474.7830 | logiflex.ca

May 22, 2023 | Canada

LOGIFLEX | CONFERENCE / COLLABORATION

