

Elevation Plus – Height Adjustable Desks and Tables

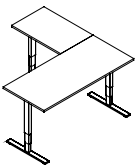
Product Sheet



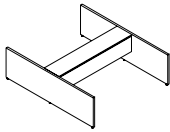
Elevation Plus allows the user to assume the posture they prefer, depending on the task at hand, their energy level or their mood.

The result? A healthier, more productive work environment.

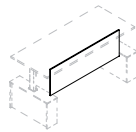
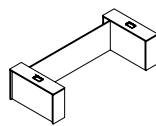
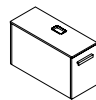
Product Map Overview



Tables



Power Beams



Add-on modules for executive desks

logiflex

Main characteristics



2 or 3 motors

It's fast, powerful and silent, with a synchronized multi motor system and collision detection.



Complete collection including L-shaped tables

The collection offers 2 surface depths (23" or 29") for rectangular or L-shaped tables, while modules can be added to create executive desks.



Power beam

The organization of the electric cables is made aesthetic by the power beam. A fabric sleeve organized cords from the power beam to the surface and can be finished according to the customer's choice.



Compatible products

Tables are available in all Logiflex colors for a harmonized layout. Two categories of Level and Volt storage fit under the table: low pedestals and MOBC mobile pedestals. Level divider screens and modesties can also be added to the table.

Details

Technical specifications

Telescopic 3 section T-legs, on levelers.
Adjustment range: 24½"H to 50"H
Operation speed : 1.25" per second.
One motor per leg.
Sound level: less than 42dB.
Collision detector / Automatic movement blocking
Weight capacity (including the surface):

- Table only: 320lbs
- Table with return: 400lbs

Controller with up/down adjustment control, 3 memory settings and digital height display.

Rectangular tables

Depths: 23", 29"
Widths: 46" to 70"
Support bar under tables

- ⊕ Cutout for wires
- ⊕ Grommets/Connectivity units
- ⊕ Wireless charger

L-shaped Table

Depths: 23", 29"
Widths: 46" to 70"
Returns (23"D): 35" to 47"
Support bar under tables and returns

- ⊕ Cutout for wires
- ⊕ Grommet/Connectivity units
- ⊕ Wireless charger

Power Beams

Depths: 25", 30", 49", 59"
Widths: 47" to 71"
Allows 1" clearance between surfaces

- ⊕ Grommets

Add-on modules for executive desks

Depths: 25", 30"
Widths: 54" to 72"
Models: Individual shrouds, shells and modesties

- ⊕ Grommets

Additional accessories

Wire management pole
1 circuit or 4 circuits electrical systems
Fabric sleeve for wires
CPU and screen holders
Organizer tray

Certifications

ANSI / BIFMA X5.5-2014
UL certified
Indoor Advantage Gold

Warranty

Lifetime warranty with restrictions:
Base: 2 years

Finishes

Please visit logiflex.ca to see all available finishes

Surface and laminate components

Logiflex standard laminates

Metal components

- Satin Nickel
- Black

Quick Links

- [Images](#)
- [Typical Layouts](#)
- [Product page](#)